



14 June-15 July 2018

## Statistical Kit – The 32 Teams
















*Last update 24 May 2018*

## Contents

The 32 Finalists.....	4
Team Facts (by groups) .....	5
Group A.....	5
 A1 Russia (RUS) .....	5
 A2 Saudi Arabia (KSA) .....	8
 A3 Egypt (EGY) .....	11
 A4 Uruguay (URU).....	14
Group B .....	17
 B1 Portugal (POR).....	17
 B2 Spain (ESP) .....	20
 B3 Morocco (MAR) .....	23
 B4 IR Iran (IRN) .....	26
Group C .....	29
 C1 France (FRA) .....	29
 C2 Australia (AUS) .....	32
 C3 Peru (PER).....	35
 C4 Denmark (DEN).....	38
Group D .....	41
 D1 Argentina (ARG).....	41
 D2 Iceland (ISL) .....	44
 D3 Croatia (CRO).....	47
 D4 Nigeria (NGA).....	50

Group E.....	53
 E1 Brazil (BRA).....	53
 E2 Switzerland (SUI).....	56
 E3 Costa Rica (CRC).....	59
 E4 Serbia (SRB).....	62
Group F.....	65
 F1 Germany (GER).....	65
 F2 Mexico (MEX).....	68
 F3 Sweden (SWE).....	71
 F4 Korea Republic (KOR).....	74
Group G.....	77
 G1 Belgium (BEL).....	77
 G2 Panama (PAN).....	80
 G3 Tunisia (TUN).....	83
 G4 England (ENG).....	86
Group H.....	89
 H1 Poland (POL).....	89
 H2 Senegal (SEN).....	92
 H3 Colombia (COL).....	95
 H4 Japan (JPN).....	98
<b>Final competition format for the 2018 FIFA World Cup™</b> .....	101
<b>Positioning of the participating teams of the 2018 FIFA World Cup™</b> .....	102
<b>Newcomers - Overview since 1930</b> .....	103

## The 32 Finalists

African Zone		Slots 5
Team	FWC 2018	
	Egypt (EGY)	3 <sup>rd</sup> participation
	Morocco (MAR)	5 <sup>th</sup> participation
	Nigeria (NGA)	6 <sup>th</sup> participation
	Senegal (SEN)	2 <sup>nd</sup> participation
	Tunisia (TUN)	5 <sup>th</sup> participation
Asian Zone		Slots 5
Team	FWC 2018	
	Australia (AUS)	5 <sup>th</sup> participation
	IR Iran (IRN)	5 <sup>th</sup> participation
	Japan (JPN)	6 <sup>th</sup> participation
	Korea Republic (KOR)	10 <sup>th</sup> participation
	Saudi Arabia (KSA)	5 <sup>th</sup> participation
North, Central American & Caribbean Zone Slots 3		
Team	FWC 2018	
	Costa Rica (CRC)	5 <sup>th</sup> participation
	Mexico (MEX)	16 <sup>th</sup> participation
	Panama (PAN)	1 <sup>st</sup> participation

South American Zone		Slots 5
Team	FWC 2018	
	Argentina (ARG)	17 <sup>th</sup> participation
	Brazil (BRA)	21 <sup>st</sup> participation
	Colombia (COL)	6 <sup>th</sup> participation
	Peru (PER)	5 <sup>th</sup> participation
	Uruguay (URU)	13 <sup>th</sup> participation
European Zone		Slots 13+1 host
Team	FWC 2018	
	Russia (RUS) - host	11 <sup>th</sup> participation*
	Belgium (BEL)	13 <sup>th</sup> participation
	Croatia (CRO)	5 <sup>th</sup> participation
	Denmark (DEN)	5 <sup>th</sup> participation
	England (ENG)	15 <sup>th</sup> participation
	France (FRA)	15 <sup>th</sup> participation
	Germany (GER)	19 <sup>th</sup> participation**
	Iceland (ISL)	1 <sup>st</sup> participation
	Poland (POL)	8 <sup>th</sup> participation
	Portugal (POR)	7 <sup>th</sup> participation
	Serbia (SRB)	12 <sup>th</sup> participation***
	Spain (ESP)	15 <sup>th</sup> participation
	Sweden (SWE)	12 <sup>th</sup> participation
	Switzerland (SUI)	11 <sup>th</sup> participation

\* including Soviet Union

\*\* including Germany FR

\*\*\* including Yugoslavia, Serbia & Montenegro

## Team Facts (by groups)

Click [here](#) for all previous head-to-heads

### Group A

Russia, Saudi Arabia, Egypt, Uruguay



A1 Russia (RUS)

General Association Facts		
Year Association founded	1912/1992	
Year Association affiliated	1912	
Confederation	UEFA	
FIFA World Ranking Position May 2018	66	
FIFA World Cup™ Competition Facts		
Participations prior 2018	10 participations	
As Russia	3	
As Soviet Union	7	
First FIFA World Cup		
As Russia	1994	
As Soviet Union	1958	
Best FIFA World Cup achievement		
As Russia	Group stage 1994,2002,2014	
As Soviet Union	4th place in 1966	
Matches (win/ draw / loss)	40	(17 - 8 - 15)
As Russia	9	(2 - 2 - 5)
As Soviet Union	31	(15 - 6 - 10)
Goals for / against	66 / 47	
As Russia	13 / 13	
As Soviet Union	53 / 34	
Biggest win/best score	6-0 Soviet Union v. Hungary in 1986	
Most capped player	13 caps Lev YASHIN, URS FWC 1958, 1962, 1966	
Top scorer	6 goals Oleg SALENKO, RUS FWC 1994	
Most matches as coach	13 matches Gavril KACHALIN, URS FWC 1958, 1962, 1970	

FIFA World Cup Team History (including Soviet Union)			
Year	Host	Participation final achievement	Team Coach
Soviet Union (URS)			
1930	URU	No preliminary competition	
1934	ITA	Did not enter	
1938	FRA	Did not enter	
1950	BRA	Did not enter	
1954	SUI	Did not enter	
1958	SWE	Quarter-finals	Gavril KACHALIN, URS
1962	CHI	Quarter-finals	Gavril KACHALIN, URS
1966	ENG	Semi-finals (4 <sup>th</sup> )	Nikolai MOROZOV, URS
1970	MEX	Quarter-finals	Gavril KACHALIN, URS
1974	FRG	Disqualified	
1978	ARG	Did not qualify	
1982	ESP	Second Round	Konstantin BESKOV, URS
1986	MEX	Round of 16	Valeriy LOBANOVSKIY, URS
1990	ITA	Group Stage	Valeriy LOBANOVSKIY, URS
Russia (RUS)			
1994	USA	Group Stage	Pavel SADYRIN, RUS
1998	FRA	Did not qualify	
2002	JPN/KOR	Group Stage	Oleg ROMANTSEV, RUS
2006	GER	Did not qualify	
2010	RSA	Did not qualify	
2014	BRA	Group stage	Fabio CAPELLO, ITA
2018 - RUS	Host		



## Team facts & figures – RUSSIA

- ⚽ Including participations under the banner of the Soviet Union, this is Russia's 11th outing in the World Cup finals. Competing as an independent nation, they qualified in 1994, 2002 and 2014.
- ⚽ Their best result was fourth position as Soviet Union in 1966, whereas under the name Russia they have always been eliminated in the group stage.
- ⚽ In total, 62% of home teams have reached the last four in previous World Cups (13 out of 21, including both hosts of Korea Republic/Japan). Six won the title, two finished runners-up, three came third and two were placed fourth.
- ⚽ The top-scoring player in a single World Cup match is Russia's Oleg Salenko, who netted five goals in his team's 6-1 win over Cameroon in 1994.
- ⚽ The last three wins achieved by Russia/Soviet Union in the World Cup all came against African opposition, namely Cameroon (4-0 in 1990 and 6-1 in 1994) and Tunisia (2-0 in 2002).

## Team kits

### Player's kit



### Goalkeeper's kit



## Head Coach FWC2018

CHERCHESOV Stanislav, RUS			
Date of birth	02/09/1963		
Appearances in FIFA competitions / as coach	MP 3	Competition FIFA Confederations Cup 2017	Team Russia
Appearances in FIFA competitions / as player	MP 1	Competition FIFA U-20 World Cup 1983	Team Soviet Union
	4	FWC 1994 Preliminary competition	Russia
	1	FWC 1994	Russia
	4	FWC 1998 Preliminary competition	Russia
	0	FWC 2002	Russia

Formerly a goalkeeper who served as Rinat Dasaev's understudy at Spartak Moscow, Stanislav Cherchesov won four national titles (two Soviet and two Russian) with the Muscovite club before heading first for Germany with Dynamo Dresden and then Austria, where he won three league titles with Tirol Innsbruck. Playing for his homeland, he took part in the 1983 U-20 World Cup, contesting Soviet Union's match against Brazil, two European Championships (playing no games in 1992 but two in 1996) and two World Cups, seeing action in 1994 in the Russia-Cameroon fixture, but not in 2002. Cherchesov earned a total of 49 caps for the Soviet Union, CIS and Russia. Before being appointed coach of Russia in summer 2016, he managed in Austria, Russia and Poland, where he steered Legia Warsaw to the national title in 2015-2016. The upcoming World Cup will be his second major tournament as national team coach after the 2017 Confederations Cup.



Photo by Alex Livesey - FIFA/FIFA via Getty Images



## A2 Saudi Arabia (KSA)

General Association Facts	
Year association founded	1956
Year association affiliated	1956
Confederation	AFC
FIFA World Ranking Position May 2018	67
Date of qualification	5 September 2017
FIFA World Cup™ Competition Facts	
Participations prior 2018	4 participations
First FIFA World Cup	1994
Best FIFA World Cup achievement	Round of 16 in 1994
Matches (win - draw - loss)	13 (2 - 2 - 9)
Goals for / against	9 / 32
Biggest win/best score	1-0 v. Belgium in 1994 2-1 v. Morocco in 1994
Most capped player	10 caps Mohammed AL DEAYEA FWC 1994, 1998, 2002
Top scorer	3 goals Sami AL JABER FWC 1994, 1998, 2006
Most matches as coach	4 matches Jorge SOLARI, ARG FWC 1994

FIFA World Cup Team History		
Year	Host	Participation final achievement Team Coach
1930	URU	<i>Not a FIFA member</i>
1934	ITA	<i>Not a FIFA member</i>
1938	FRA	<i>Not a FIFA member</i>
1950	BRA	<i>Not a FIFA member</i>
1954	SUI	<i>Not a FIFA member</i>
1958	SWE	<i>Did not enter</i>
1962	CHI	<i>Did not enter</i>
1966	ENG	<i>Did not enter</i>
1970	MEX	<i>Did not enter</i>
1974	FRG	<i>Did not enter</i>
1978	ARG	<i>Did not qualify</i>
1982	ESP	<i>Did not qualify</i>
1986	MEX	<i>Did not qualify</i>
1990	ITA	<i>Did not qualify</i>
1994	USA	Round of 16 Jorge SOLARI, ARG
1998	FRA	Group stage Carlos Alberto PARREIRA, BRA Mohamed AL KARASHI, KSA
2002	JPN/KOR	Group stage Nasser AL JOHAR, KSA
2006	GER	Group stage MARCOS PAQUETA, BRA
2010	RSA	<i>Did not qualify</i>
2014	BRA	<i>Did not qualify</i>
2018	RUS	<i>Qualified</i>



## Team facts & figures - SAUDI ARABIA

- ⚽ Saudi Arabia return to the World Cup 12 years after their most recent campaign in Germany 2006, which was the last of four consecutive appearances starting with the 1994 edition.
- ⚽ The Saudis achieved their best placing on their debut outing in USA 1994, notching their only World Cup victories in 13 attempts against Morocco and Belgium before being eliminated in the Round of 16 by Sweden.
- ⚽ The 10-0 victory over Timor Leste on 17 November 2015 in Round Two of the Asian preliminary tournament was Saudi Arabia's most emphatic victory of all time, surpassing their 8-0 friendly defeat of Indonesia in 1980.
- ⚽ Saudi Arabia's Sami Al Jaber was the first Asian player to score in three editions of the World Cup (1994, 1998 and 2006). His record has been equalled only by Park Jisung of Korea Republic, who was on target in 2002, 2006 and 2010.
- ⚽ Mohammed Al Sahlawi struck five goals in the 10-0 win over Timor Leste. Only two players have scored more in a single Asian qualifier, with Japan's Kazuyoshi Miura hitting Macao for six in 1997 and Iran's Karim Bagheri achieving the feat twice, netting seven against Maldives in 1997 and six against Guam in 2000.

## Team kits

### Player's kit



### Goalkeeper's kit



## Head Coach FWC2018

PIZZI Juan Antonio, ESP			
Date of birth	07/06/1968		
Appearances in FIFA competitions / as coach	MP	Competition	Team
	14	FWC 2018 Preliminary competition	Chile
Appearances in FIFA competitions / as player	5	FIFA Confederations Cup 2017	Chile
	MP	Competition	Team
	5	FWC 1998 Preliminary competition	Spain
	1	FWC 1998	Spain

Argentina-born but a naturalised Spaniard, Juan Antonio Pizzi scored over 200 goals during a playing career that spanned Argentina, Mexico, Portugal and especially Spain, where he played for Tenerife (becoming league top scorer in the 1995-96 season), Valencia, Villarreal and Barcelona, with whom he won La Liga in 1997-98. Wearing the Spanish national team jersey, Pizzi scored eight goals in 22 appearances that included two matches at EURO 1996 and one in the 1998 World Cup.

After hanging up his boots, Pizzi coached in Peru, Chile, Spain, Mexico and Argentina, winning an Apertura tournament with San Lorenzo. At the end of January 2016, he was chosen to replace Chile coach Jorge Sampaoli and subsequently led *La Roja* to victory in the Copa America Centenario, overcoming Argentina on penalties in the final. Pizzi also guided Chile in the 2017 FIFA Confederations Cup, where they finished runners-up to Germany. In October 2017 the Spaniard stepped down after failing to take the Chileans to the 2018 World Cup, but just over a month later was chosen to oversee Saudi Arabia's title push in Russia.



Photo Alex Reyes / Getty Images



## A3 Egypt (EGY)

General Association Facts		
Year association founded	1921	
Year association affiliated	1923	
Confederation	CAF	
FIFA World Ranking Position May 2018	46	
Date of qualification	8 October 2017	
FIFA World Cup™ Competition Facts		
Participations prior 2018	2 participations	
First FIFA World Cup	1934	
Best FIFA World Cup achievement	1 <sup>st</sup> round/group stage in 1934, 1990	
Matches (win - draw - loss)	4	(0 – 2 – 2)
Goals for / goals against	3 / 6	
Biggest win / best score	1-1 v. Netherlands in 1990 0-0 v. Ireland Republic in 1990	
Most capped player	3 caps 10 players with 3 caps FWC 1990	
Top Scorer	2 goals Abdel Rahman FAWZI FWC 1934	
Most matches as coach	3 matches Mahmoud EL GOHARY, EGY FWC 1990	

FIFA World Cup Team History		
Year	Host	Participation final achievement Team Coach
1930	URU	<i>Did not enter</i>
1934	ITA	1 <sup>st</sup> round James McCREA, SCO
1938	FRA	<i>Withdrew</i>
1950	BRA	<i>Did not enter</i>
1954	SUI	<i>Did not qualify</i>
1958	SWE	<i>Withdrew</i>
1962*	CHI	<i>Withdrew</i>
1966*	ENG	<i>Withdrew</i>
1970	MEX	<i>Did not enter</i>
1974	FRG	<i>Did not qualify</i>
1978	ARG	<i>Did not qualify</i>
1982	ESP	<i>Did not qualify</i>
1986	MEX	<i>Did not qualify</i>
1990	ITA	Group stage Mahmoud EL GOHARY, EGY
1994	USA	<i>Did not qualify</i>
1998	FRA	<i>Did not qualify</i>
2002	JPN/KOR	<i>Did not qualify</i>
2006	GER	<i>Did not qualify</i>
2010	RSA	<i>Did not qualify</i>
2014	BRA	<i>Did not qualify</i>
2018	RUS	<i>Qualified</i>

\* Entered for 1962 & 1966 as United Arab Republic (UAR) after having formed a joint association with Syria. Withdrew from the qualifiers for 1938 & 1958-1966.

## Team facts & figures – EGYPT

- ⚽ Egypt return to the global showpiece after a 28-year absence, following their last appearance at the 1990 edition in Italy. The Pharaohs have never qualified for a World Cup outside of Europe, as Italy was also where they made their tournament debut back in 1934.
- ⚽ In that 1934 edition, Egypt became the first African side to participate in the World Cup. The second team, Morocco, did not follow in their footsteps until 1970.
- ⚽ Egypt won all four of their home qualifiers on the road to Russia 2018. The North Africans are unbeaten at home in World Cup qualification since 20 June 2004, when they suffered a 2-1 reverse in Alexandria against Côte d'Ivoire. Following that setback, the Egyptians have strung together one draw and no fewer than 17 wins, including ten in their last ten games.
- ⚽ Egypt are yet to taste victory in the World Cup after four games played, with a track record of two draws and two defeats. To date they have only faced European opposition, namely Hungary in 1934 and the Netherlands, Republic of Ireland and England in 1990.
- ⚽ On 8 October the Egyptians secured qualification for Russia 2018 with one matchday to spare, thanks to their 2-1 victory over Congo in Alexandria. The decisive goal was scored late by Mohamed Salah from the penalty spot on 94 minutes.

## Team kits

### Player's kit



### Goalkeeper's kit



## Head Coach FWC2018

CUPER Hector, ARG				
Date of birth	16/11/1955			
Appearances in FIFA competitions / as coach	MP	Competition	Team	
	8	FWC 2018 Preliminary competition	Egypt	
	10	FWC 2010 Preliminary competition	Georgia	
Appearances in FIFA competitions / as player	MP	Competition	Team	
	No matches			

In his playing days, Hector Cuper was a centre-back who spent most of his career with Ferro Carril Oeste, winning two league titles and a call-up from Argentina coach Carlos Bilardo for a friendly tournament in 1984.

He started his managerial career in Argentina before overseeing teams in Spain, Italy, Greece, Turkey and United Arab Emirates, followed by a year as coach of Georgia. In March 2015, Cuper was appointed head coach of Egypt, subsequently leading the Pharaohs to the final of the CAF Africa Cup of Nations 2017 and later securing their qualification for the global showpiece after a 28-year absence.



Photo by Robert Hradil/Getty Images





## A4 Uruguay (URU)

General Association Facts	
Year Association founded	1900
Year Association affiliated	1923
Confederation	CONMEBOL
FIFA World Ranking Position May 2018	17
Date of qualification	10 October 2017
FIFA World Cup™ Competition Facts	
Participations before 2018	12 participations
First FIFA World Cup	1930
Best FIFA World Cup achievement	Champions in 1930, 1950
Matches (win/ draw / loss)	51 (20 – 12 – 19)
Goals for / against	80 / 71
Biggest win / best score	8-0 v. Bolivia in 1950
Most capped player	13 caps Ladislao MAZURKIEWICZ FWC 1966, 1970, 1974
Top scorer	8 goals Oscar MIGUEZ FWC 1950, 1954
Most matches as coach	15 matches Oscar TABAREZ, URU FWC 1990, 2010, 2014

FIFA World Cup Team History			
Year	Host	Participation final achievement	Team Coach
1930	URU*	Champions	Alberto SUPPICI, URU
1934	ITA	<i>Did not enter</i>	
1938	FRA	<i>Did not enter</i>	
1950	BRA	Champions	Juan LOPEZ, URU
1954	SUI**	Semi-finals (4 <sup>th</sup> )	Juan LOPEZ, URU
1958	SWE	<i>Did not qualify</i>	
1962	CHI	Group stage	Juan Carlos CORAZZO, URU
1966	ENG	Quarter-finals	Ondino VIERA, URU
1970	MEX	Semi-finals (4 <sup>th</sup> )	Juan HOHBERG, URU
1974	FRG	Group stage	Roberto PORTA, URU
1978	ARG	<i>Did not qualify</i>	
1982	ESP	<i>Did not qualify</i>	
1986	MEX	Round of 16	Omar BORRAS, URU
1990	ITA	Round of 16	Oscar TABAREZ, URU
1994	USA	<i>Did not qualify</i>	
1998	FRA	<i>Did not qualify</i>	
2002	JPN/KOR	Group stage	Victor PUA, URU
2006	GER	<i>Did not qualify</i>	
2010	RSA	Semi-finals (4 <sup>th</sup> )	Oscar TABAREZ, URU
2014	BRA	Round of 16	Oscar TABAREZ, URU
2018	RUS	<i>Qualified</i>	

\*

*Qualified automatically as host*

\*\*

*Qualified automatically as defending champions*

## Team facts & figures – URUGUAY

- ⚽ This is Uruguay's 13th outing in the World Cup finals and the third in a row. Of all the former champions, the Uruguayans have gone the longest time since their last title win, which they achieved all of 68 years ago in Brazil.
- ⚽ *Los Charrúas* have not contested a World Cup in Europe for 28 years, dating back to Italy 1990 when they were eliminated in the Round of 16 by the host team. Their next three campaigns were in Korea/Japan 2002, South Africa 2010 and Brazil 2014.
- ⚽ *La Celeste* won ten of their first 11 matches contested in the World Cup, in the 1930 and 1950 editions when they were eventually crowned world champions each time. The Uruguayans were absent from the Italy 1934 and France 1938 tournaments.
- ⚽ Diego Forlan is the only Uruguayan to have been named top scorer in a World Cup, albeit along with another three players. In 2010 he netted five goals, the same number as Germany's Thomas Muller, Spaniard David Villa and Dutchman Wesley Sneijder.
- ⚽ Luis Suarez took his overall goal tally in World Cup qualifying to 21 with a brace against Bolivia in the last match of the CONMEBOL preliminary tournament. Along with Lionel Messi, who reached the same total after grabbing a hat-trick against Ecuador, Suarez thus overtakes Hernan Crespo's career tally of 19 in the competition, becoming the all-time joint-leading goalscorer in South American World Cup qualifying.

## Team kits

### Player's kit



### Goalkeeper's kit



## Head Coach FWC2018

TABAREZ Oscar, URU			
Date of birth	03/03/1947		
Appearances in FIFA competitions / as coach	MP	Competition	Team
	3	FWC 1990 Preliminary competition	Uruguay
	4	FWC 1990	Uruguay
	20	FWC 2010 Preliminary competition	Uruguay
	7	FWC 2010	Uruguay
	3	OFT 2012	Uruguay
	5	FIFA Confederations Cup 2013	Uruguay
	18	FWC 2014 Preliminary competition	Uruguay
	4	FWC 2014	Uruguay
	15	FWC 2018 Preliminary competition	Uruguay
Appearances in FIFA competitions / as player	MP	Competition	Team
	No matches		

Oscar Tabarez played as a defender, predominantly in Uruguay, but also with Puebla in Mexico. He started his managerial career as a youth coach, guiding the U-20 team in different periods. Danubio was his first assignment as head coach, before he won the Copa Libertadores with Penarol in 1987.

Tabarez later took charge of the Uruguay national team for a two-year spell that included participating in the Copa America 1989 and the 1990 World Cup. He returned to club management in Argentina with Boca Juniors, winning two national titles (league and cup). He then started his European adventure by guiding Cagliari and AC Milan in Italy and Oviedo in Spain, before returning to South America with Argentinian clubs Velez Sarsfield and later Boca Juniors. He was reappointed as coach of *La Celeste* in 2006 and took part in four Copa Americas, winning the 2011 edition, as well as two World Cups (2010, finishing fourth, and in 2014), one Confederations Cup (2013) and the Men's Olympic Football Tournament London 2012.



Photo by Adam Nurkiewicz/Getty Images

## Group B



B1 Portugal (POR)

General Association Facts	
Year Association founded	1914
Year Association affiliated	1923
Confederation	UEFA
FIFA World Ranking Position May 2018	4
Date of qualification	10 October 2017
FIFA World Cup™ Competition Facts	
Participations before 2018	6 participations
First FIFA World Cup	1966
Best achievement	Third place in 1966
Matches (win/ draw / loss)	26 (13 – 4 – 9)
Goals for / against	43 / 29
Biggest win/best score	7-0 v. Korea DPR in 2010
Most capped player	13 caps CRISTIANO RONALDO FWC 2006, 2010, 2014
Top Scorer	9 goals EUSEBIO FWC 1966
Most matches as coach	7 matches Luiz Felipe SCOLARI, BRA FWC 2006

FIFA World Cup Team History		
Year	Host	Participation final achievement Team Coach
1930	URU	No preliminary competition
1934	ITA	Did not qualify
1938	FRA	Did not qualify
1950	BRA	Did not qualify
1954	SUI	Did not qualify
1958	SWE	Did not qualify
1962	CHI	Did not qualify
1966	ENG	Semi-finals (3 <sup>rd</sup> ) Otto GLORIA, BRA
1970	MEX	Did not qualify
1974	FRG	Did not qualify
1978	ARG	Did not qualify
1982	ESP	Did not qualify
1986	MEX	Group stage Jose TORRES, POR
1990	ITA	Did not qualify
1994	USA	Did not qualify
1998	FRA	Did not qualify
2002	JPN/KOR	Group stage Antonio OLIVEIRA, POR
2006	GER	Semi-finals (4 <sup>th</sup> ) Luiz Felipe SCOLARI, BRA
2010	RSA	Round of 16 Carlos QUEIROZ, POR
2014	BRA	Group stage PAULO BENTO, POR
2018	RUS	Qualified

## Team facts & figures – PORTUGAL

- ⚽ This is the seventh World Cup to involve Portugal, who have been ever-present since 2002. A *Seleção das Quinas* achieved their best finishes in the two previous European-based editions (England 1966 and Germany 2006), reaching the semi-finals both times and ultimately placing third in 1966 and fourth in 2006.
- ⚽ The *Lusitanians* faced the eventual world champions in both of their last two outings, exiting 1-0 against Spain in the Round of 16 in 2010 and losing 4-0 to Germany in their opening match in 2014.
- ⚽ Portugal are one of just two teams that have won a World Cup match from three goals down. Just 25 minutes into the quarter-final on 23 July 1966, Portugal were already three goals behind against Korea DPR, but managed to turn the tables and triumph 5-3. The only other team to have performed this feat are Austria, who trailed Switzerland 3-0 after 23 minutes of the 1954 quarter-final before battling back to win 7-5.
- ⚽ The Portuguese have contested 139 World Cup qualifiers, more than any other European team.
- ⚽ With his 15 goals in this preliminary campaign, Cristiano Ronaldo took his overall tally in World Cup qualifying to 30 and became the all-time leading European marksman in the competition, bettering Andriy Shevchenko's haul of 26. The Portuguese forward, scorer of four goals against Andorra on 7 October 2016 and three against Faroe Islands on 31 August 2017, is also the second player to have scored three or more goals in four different World Cup qualifiers, a feat previously achieved only by New Zealand's Vaughan Coveny between 1997 and 2004.

## Team kits

### Player's kit



### Goalkeeper's kit





## Head Coach FWC2018

SANTOS Fernando, POR			
Date of birth	10/10/1954		
Appearances in FIFA competitions / as coach	MP	Competition	Team
	12	FWC 2014 Preliminary competition	Greece
	4	FWC 2014	Greece
	5	FIFA Confederations Cup 2017	Portugal
Appearances in FIFA competitions / as player	10	FWC 2018 Preliminary competition	Portugal
	MP	Competition	Team
	No matches		

Fernando Santos played in defence for Estoril and Marítimo.

He began his coaching career at Estoril and gained further experience in Portugal and Greece, where he managed Porto (with whom he won one league title), Sporting CP, Benfica, AEK Athens, Panathinaikos and PAOK. The two national teams he has coached are Greece and Portugal. In four years from 2010, Santos took Greece to the quarter-finals of EURO 2012 and the Round of 16 of the 2014 World Cup. He has been in charge of Portugal since September 2014, leading the Lusitanians to victory at EURO 2016, and has also participated in the Confederations Cup, finishing third.



*Photo by Alex Livesey - FIFA/FIFA via Getty Images*



## B2 Spain (ESP)

General Association Facts	
Year Association founded	1913
Year Association affiliated	1904
Confederation	UEFA
FIFA World Ranking Position May 2018	8
Date of qualification	6 October 2017
FIFA World Cup™ Competition Facts	
Participations prior 2018	14 participations
First FIFA World Cup	1934
Best FIFA World Cup achievement	Champions in 2010
Matches (win / draw / loss)	59 (29 - 12 - 18)
Goals for / against	92 / 66
Biggest win/best score	6-1 v. Bulgaria in 1998
Most capped player	17 caps Iker CASILLAS FWC 2002, 2006, 2010, 2014
Top Scorer	9 goals David VILLA FWC 2006, 2010, 2014
Most matches as coach	10 matches Vicente DEL BOSQUE, ESP FWC 2010, 2014

FIFA World Cup Team History		
Year	Host	Participation final achievement Team Coach
1930	URU	<i>No preliminary competition</i>
1934	ITA	Quarter-Finals Amadeo GARCIA, ESP
1938	FRA	<i>Entry not accepted</i>
1950	BRA	Semi-finals (4 <sup>th</sup> ) Guillermo EIZAGUIRRE, ESP
1954	SUI	<i>Did not qualify</i>
1958	SWE	<i>Did not qualify</i>
1962	CHI	Group stage Helenio HERRERA, ARG
1966	ENG	Group stage Jose VILLALONGA, ESP
1970	MEX	<i>Did not qualify</i>
1974	FRG	<i>Did not qualify</i>
1978	ARG	Group stage Ladislao KUBALA, ESP
1982*	ESP	Second round Jose SANTAMARIA, ESP
1986	MEX	Quarter-Finals Miguel MUNOZ, ESP
1990	ITA	Round of 16 Luis SUAREZ, ESP
1994	USA	Quarter-finals Javier CLEMENTE, ESP
1998	FRA	Group stage Javier CLEMENTE, ESP
2002	JPN/KOR	Quarter-finals Jose Antonio CAMACHO, ESP
2006	GER	Round of 16 Luis ARAGONES, ESP
2010	RSA	Champions Vicente DEL BOSQUE, ESP
2014	BRA	Group stage Vicente DEL BOSQUE, ESP
2018	RUS	<i>Qualified</i>

\* Qualified automatically as host

## Team facts & figures – SPAIN

- Spain are competing in their 15th World Cup and have been a continuous presence since 1978. They were the eighth and last team to win the world title for the first time.
- The Iberians' opening match in Russia will be their 60th in the World Cup. Currently on 92 goals scored, *La Roja* are closest to reaching the milestone of 100. Only five teams have bettered that tally to date, namely Germany, Brazil, Argentina, Italy and France.
- Including the 2018 preliminary campaign, Spain extended their unbeaten streak in World Cup qualification to 63 games, including 50 wins and 13 draws, with 164 goals scored and 29 conceded.
- Spain's 5-1 defeat by the Netherlands during the group stage in Brazil 2014 was the heaviest defeat conceded by reigning champions.
- Spain's one and only previous match on Russian soil was played 47 years ago on 30 May 1971, when they lost a EURO 1972 qualifier 2-1 to Soviet Union in Moscow.

## Team kits

### Player's kit



### Goalkeeper's kit



## Head Coach FWC2018

LOPETEGUI Julen, ESP			
Date of birth	28/08/1966		
Appearances in FIFA competitions / as coach	MP	Competition	Team
	5	FIFA U-20 World Cup 2011	Spain
	5	FIFA U-20 World Cup 2013	Spain
Appearances in FIFA competitions / as player	10	FWC 2018 Preliminary competition	Spain
	MP	Competition	Team
	0	FIFA U-20 World Cup 1985	Spain
	0	FWC 1994 Preliminary competition	Spain
	0	FWC 1994	Spain

Julen Lopetegui used to keep goal in La Liga, playing mainly for Logroñés and Rayo Vallecano, besides a handful of games for Real Madrid and Barcelona. He won one cap for Spain and was called up for both the 1985 U-20 World Cup and the 1994 World Cup, although he did not get any game time in either tournament.

Lopetegui started his coaching career with Rayo Vallecano before moving on to Real Madrid Castilla. In 2010 he became national youth coach, winning two European honours: the U-19 title in 2012 and the U-21 title the following year. He returned to club management in 2014 with Porto and in July 2016 was chosen to replace Vicente Del Bosque at the helm of the senior national team.



Photo by David Ramos/Getty Images



## B3 Morocco (MAR)

General Association Facts	
Year Association founded	1955
Year Association affiliated	1960
Confederation	CAF
FIFA World Ranking Position May 2018	42
Date of qualification	11 November 2017
FIFA World Cup™ Competition Facts	
Participations prior 2018	4 participations
First FIFA World Cup	1970
Best FWC achievement	Round of 16 in 1986
Matches (win - draw - loss)	13 (2 - 4 - 7)
Goals for / goals against	12 / 18
Biggest win / best score	3-0 v. Scotland in 1998
Most capped player	6 caps Mustafa HADJI FWC 1994, 1998
Top Scorer	2 goals Salaheddine BASSIR Abdeljalil HADDA FWC 1998 Abdelrazzak KHAIRI FWC 1986
Most matches as coach	4 matches Jose FARIA, BRA FWC 1986

FIFA World Cup Team History		
Year	Host	Participation final achievement Team Coach
1930	URU	<i>No preliminary competition</i>
1934	ITA	<i>Did not enter</i>
1938	FRA	<i>Did not enter</i>
1950	BRA	<i>Did not enter</i>
1954	SUI	<i>Did not enter</i>
1958	SWE	<i>Did not enter</i>
1962	CHI	<i>Did not qualify</i>
1966	ENG	<i>Did not qualify</i>
1970	MEX	Group stage Blagoje VIDINIC, YUG
1974	FRG	<i>Did not qualify</i>
1978	ARG	<i>Did not qualify</i>
1982	ESP	<i>Did not qualify</i>
1986	MEX	Round of 16 Jose FARIA, BRA
1990	ITA	<i>Did not qualify</i>
1994	USA	Group stage Abdellah BLINDA, MAR
1998	FRA	Group stage Henri MICHEL, FRA
2002	JPN/KOR	<i>Did not qualify</i>
2006	GER	<i>Did not qualify</i>
2010	RSA	<i>Did not qualify</i>
2014	BRA	<i>Did not qualify</i>
2018	RUS	<i>Qualified</i>



## Team facts & figures – MOROCCO (MAR)

- ⚽ Morocco return to the World Cup finals 20 years since their last outing, at France 1998. Their best finish dates to 1986, when they went beyond the first round before losing 1-0 to Germany FR in the Round of 16, following an 88th-minute goal by Lothar Matthaus. In each of their other three participations, the Atlas Lions exited in the group stage.
- ⚽ The Moroccans made their World Cup debut in Mexico 1970, marking African football's comeback to the centrepiece tournament 36 years after Egypt became the continent's first entrant in 1934.
- ⚽ The Atlas Lions have contested 13 matches in the World Cup, posting two wins, four draws and seven defeats. All the positive results (two wins and four draws) came against European sides, notably a 3-1 win over Portugal in 1986 and a 3-0 success over Scotland in 1998.
- ⚽ The North Africans have played 112 fixtures in the African Zone preliminary competition, more than any other team.
- ⚽ In the 3-0 win over Gabon on 7 October 2017, Khalid Boutaib grabbed the second hat-trick by a Moroccan player in World Cup qualification, following Jaouad Zairi's treble on 9 February 2005 in the 5-1 win over Kenya.

## Team kits

### Player's kit



### Goalkeeper's kit



## Head Coach FWC2018

RENARD Herve, FRA			
Date of birth	30/09/1968		
Appearances in FIFA competitions / as coach	MP	Competition	Team
	10	FWC 2010 Preliminary competition	Zambia
	6	FWC 2014 Preliminary competition	Zambia
Appearances in FIFA competitions / as player	6	FWC 2018 Preliminary competition	Morocco
	MP	Competition	Team
	No matches		

Previously a defender who played in Ligue 1 with Cannes but spent much of his career in the lower leagues.

Herve Renard started his coaching career in France before successive stints at clubs in China PR, England and Vietnam. Since 2008 he has managed in Africa, apart from two short returns to the French league with Sochaux and Lille. In 2008 he took the reins of Zambia and steered them to the quarter-finals of the 2010 Africa Cup of Nations. After brief experiences with Angola and USM Alger, Renard returned to Zambia at the end of November 2011 and pulled off an upset by winning the 2012 Africa Cup of Nations, a feat that he equalled three years later with Côte d'Ivoire, making him the first coach to win the continental title with two different teams. In February 2016, the Frenchman was selected to manage Morocco and went on to guide the North Africans to the global showpiece after a 20-year absence.



Photo by Michael Regan - FIFA/FIFA via Getty Images



## B4 IR Iran (IRN)

General Association Facts	
Year Association founded	1920
Year Association affiliated	1948
Confederation	AFC
FIFA World Ranking Position May 2018	36
Date of qualification	12 June 2017
FIFA World Cup™ Competition Facts	
Participations prior 2018	4 participations
First FIFA World Cup	1978
Best FIFA World Cup achievement	Group stage in 1978, 1998, 2006, 2014
Matches (win - draw - loss)	12 (1 - 3 - 8)
Goals for / against	7 / 22
Biggest win/best score	2-1 v. USA in 1998
Most capped players	6 caps Mehdi MAHDAVIKIA FWC 1998, 2006 Andranik TIMOTIAN FWC 2006, 2014
Top scorer	7 players with 1 goal
Most matches as coach	3 matches Branko IVANKOVIC, CRO FWC 2006 Heshmat MOHADJERANI, IRN FWC 1978 Carlos QUEIROZ, POR FWC 2014 Jalal TALEBI, IRN FWC 1998

FIFA World Cup Team History		
Year	Host	Participation final achievement Team Coach
1930	URU	<i>Not a FIFA member</i>
1934	ITA	<i>Not a FIFA member</i>
1938	FRA	<i>Not a FIFA member</i>
1950	BRA	<i>Did not enter</i>
1954	SUI	<i>Did not enter</i>
1958	SWE	<i>Did not enter</i>
1962	CHI	<i>Did not enter</i>
1966	ENG	<i>Did not enter</i>
1970	MEX	<i>Did not enter</i>
1974	FRG	<i>Did not qualify</i>
1978	ARG	Group stage Heshmat MOHADJERANI, IRN
1982*	ESP	<i>Withdrew from the preliminary competition</i>
1986	MEX	<i>Excluded from the preliminary competition</i>
1990	ITA	<i>Did not qualify</i>
1994	USA	<i>Did not qualify</i>
1998	FRA	Group stage Jalal TALEBI, IRN
2002	JPN/KOR	<i>Did not qualify</i>
2006	GER	Group stage Branko IVANKOVIC, CRO
2010	RSA	<i>Did not qualify</i>
2014	BRA	Group stage Carlos QUEIROZ, POR
2018	RUS	<i>Qualified</i>

\*Withdrew from the 1982 preliminary competition without playing a single match

## Team facts & figures – IR IRAN

- 🏆 Iran were the first Asian team to qualify for the 2018 World Cup, thanks to their 2-0 win over Uzbekistan in Tehran on 12 June 2017.
- 🏆 En route to Russia 2018, the Iranians set the record for the most consecutive clean sheets in World Cup qualification, going 12 games and a total of 1121 minutes without conceding a goal. The previous record of 11 straight clean sheets was jointly held by Korea Republic and Republic of Ireland, on 1053 and 1041 minutes respectively.
- 🏆 The West Asians are appearing in their fifth World Cup, having qualified for back-to-back editions for the first time.
- 🏆 Team Melli's only victory in 12 World Cup games finished 2-1 against USA in 1998 in Lyon, following goals from Hamid Estili and Mehdi Mahdavia for Iran and Brian McBride for the Americans.
- 🏆 Ahead of Russia 2018, Iran concluded their preliminary campaign unbeaten with 12 wins and six draws. They had only done so once before, during their first successful charge to the 1978 finals, when they saw out the Asian qualifying competition with a total of ten wins and two draws.

## Team kits

### Player's kit



### Goalkeeper's kit



## Head Coach FWC2018

QUEIROZ Carlos, POR		
Date of birth	01/03/1953	
Appearances in FIFA competitions / as coach	MP	Team
	6	FIFA U-20 World Cup 1989 Portugal
	6	FIFA U-17 World Cup 1989 Portugal
	6	FIFA U-20 World Cup 1991 Portugal
	10	FWC 1994 Preliminary competition Portugal
	5	FWC 2002 Preliminary competition South Africa
	12	FWC 2010 Preliminary competition Portugal
	4	FWC 2010 Portugal
	15	FWC 2014 Preliminary competition IR Iran
Appearances in FIFA competitions / as player	3	FWC 2014 IR Iran
	18	FWC 2018 Preliminary competition IR Iran
	MP	Team
	No matches	

Born and raised in Mozambique, Queiroz was a goalkeeper there during his playing days. Soon after returning to Portugal, he joined the national coaching set-up and took charge of Portugal's youth teams, winning two U-20 World Cups (1989, 1991) and one European U-16 title (1989). He also reached another three European finals (two with the U-19s and one with the U-17s) and finished third in the U-17 World Cup. Queiroz was subsequently put in charge of the senior national side but failed to qualify for EURO 1992 or the 1994 World Cup. He then moved into club management in 1994, guiding Sporting CP before heading overseas to take charge of clubs in the United States and Japan. He subsequently coached United Arab Emirates and then South Africa, successfully qualifying for the 2002 World Cup, but resigned just a few months before the finals. A long period as assistant to Alex Ferguson at Manchester United followed, punctuated by a brief stint as head coach of Real Madrid. In 2008 he returned to the helm of the Portuguese national side, clinching qualification for the 2010 World Cup before exiting in the Round of 16 against eventual champions Spain. Since April 2011 Queiroz has been calling the shots for Iran, whom he guided to the 2014 World Cup (first-round exit) and the Asian Cup 2015 (eliminated on penalties by Iraq in the quarter-finals).



Photo by Amin M. Jamali/Getty Images



## Group C

France, Australia, Peru, Denmark



C1 France (FRA)

General Association Facts	
Year Association founded	1904
Year Association affiliated	1904
Confederation	UEFA
FIFA World Ranking Position May 2018	7
Date of qualification	10 October 2017
FIFA World Cup™ Competition Facts	
Participations before 2018	14 participations
First FIFA World Cup	1930
Best FIFA World Cup achievement	Champions in 1998
Matches (win - draw - loss)	59 (28 - 12 - 19)
Goals for / goals against	106 / 71
Biggest win / best score	7-3 v. Paraguay in 1958 4-0 v. Northern Ireland in 1958 v. Saudi Arabia in 1998
Most capped player	17 caps Fabien BARTHEZ FWC 1998, 2002, 2006 Thierry HENRY FWC 1998, 2002, 2006, 2010
Top Scorer	13 goals Just FONTAINE FWC 1958
Most matches as coach	10 matches Raymond DOMENECH, FRA FWC 2006, 2010 Michel HIDALGO, FRA FWC 1978, 1982

FIFA World Cup Team History		
Year Host	Participation final achievement	Team Coach
1930 URU	Group stage	Raoul CAUDRON, FRA
1934 ITA	First stage	George KIMPTON, ENG
1938* FRA	Quarter-finals	Gaston BARREAU, FRA
1950 BRA	<i>Did not qualify</i>	
1954 SUI	Group stage	Pierre PIBAROT, FRA
1958 SWE	Semi-finals (3 <sup>rd</sup> )	Albert BATTEAUX, FRA
1962 CHI	<i>Did not qualify</i>	
1966 ENG	Group stage	Henri GUERIN, FRA
1970 MEX	<i>Did not qualify</i>	
1974 FRG	<i>Did not qualify</i>	
1978 ARG	Group stage	Michel HIDALGO, FRA
1982 ESP	Semi-finals (4 <sup>th</sup> )	Michel HIDALGO, FRA
1986 MEX	Semi-finals (3 <sup>rd</sup> )	Henri MICHEL, FRA
1990 ITA	<i>Did not qualify</i>	
1994 USA	<i>Did not qualify</i>	
1998* FRA	Champions	Aime JACQUET, FRA
2002** JPN/KOR	Group stage	Roger LEMERRE, FRA
2006 GER	Runners-up	Raymond DOMENECH, FRA
2010 RSA	Group stage	Raymond DOMENECH, FRA
2014 BRA	Quarter-finals	Didier DESCHAMPS, FRA
2018 RUS	<i>Qualified</i>	

\* Qualified automatically as hosts.

\*\* Qualified as defending champion

## Team facts & figures – FRANCE

- France are competing in the 15th World Cup and the sixth in a row. *Les Bleus* were the last side to win the title on home soil, back in 1998.
- France have made the title “First time in World Cup history” their own by scoring the competition’s first goal (Lucien Laurent netted in the 19th minute of their 4-1 win over Mexico on 13th July 1930), saving the first penalty (Alex Thepot against Chile on 19 July 1930), scoring the first penalty in extra time (Georges Verriest in the 116th minute against Austria in 1934), scoring the first penalty in a penalty shoot-out (Alain Giresse in the 1982 semi-final against Germany FR), saving the first penalty in a penalty shoot-out (Jean-Luc Ettori, also in the 1982 semi-final) and, finally, scoring the first golden goal through Laurent Blanc in 1998’s Round of 16 match against Paraguay.
- Olivier Giroud’s opener in the 5-2 win over Switzerland at Brazil 2014 was the 100th World Cup goal notched by France, who are the fifth team to have passed the century mark after Germany, Brazil, Argentina and Italy. Subsequently on the trail to Russia 2018, France hit their 200th goal in World Cup qualification. The milestone was passed on 7 October 2016 when Dimitri Payet made the score 2-0 against Bulgaria, in a match that would eventually finish 4-1 in favour of the home side.
- French striker Just Fontaine still holds the record for the most goals scored in a single edition of the World Cup, having struck 13 times in Sweden 1958.
- On 3 September, France drew 0-0 with Luxembourg in the Stade de Toulouse, their first qualifying match in the southwestern French city for almost 18 years, since they overcame Cyprus 2-0 on 18 November 1989.

## Team kits

### Player’s kit



### Goalkeeper’s kit



## Head Coach FWC2018

DESCHAMPS Didier, FRA			
Date of birth	15/10/1968		
Appearances in FIFA competitions / as coach	MP	Competition	Team
	10	FWC 2014 Preliminary competition	France
	5	FWC 2014	France
Appearances in FIFA competitions / as player	10	FWC 2018 Preliminary competition	France
	MP	Competition	Team
	4	FWC 1990 Preliminary competition	France
	10	FWC 1994 Preliminary competition	France
	6	FWC 1998	France

One of the most decorated players in French football, Didier Deschamps was a midfielder with homeland clubs Nantes, Bordeaux and Marseille (where he won two national league titles and the first and only UEFA Champions League of french football). Deschamps later joined Juventus and in five seasons won practically everything there was to win, including three Scudetti, one UEFA Champions League crown and one Intercontinental Cup. He closed out his playing career overseas, first with Chelsea and finally with Valencia. Deschamps amassed 103 caps and four goals for *Les Bleus*, captaining the side to victory in the 1998 World Cup and EURO 2000.

He cut his coaching teeth with Monaco, leading them to the Champions League final in 2004 and subsequently managed two of his former clubs, taking Juventus back up to Serie A and Marseille to the title after an 18-year wait. He was appointed coach of the French national side after EURO 2012, replacing Laurent Blanc, and has since steered *Les Bleus* to the quarter-finals of the 2014 World Cup and the final of EURO 2016.



Photo by Alexander Hassenstein/Bongarts/Getty Images



## C2 Australia (AUS)

General Association Facts	
Year Association founded	1961
Year Association affiliated	1963
Confederation	AFC (prior 2006 OFC)
FIFA World Ranking Position May 2018	40
Date of qualification	15 November 2017
FIFA World Cup™ Competition Facts	
Participations prior 2018	4 participations
First FIFA World Cup	1974
Best FIFA World Cup achievement	Round of 16 in 2006
Matches (win - draw - loss)	13 (2 - 3 - 8)
Goals for / goals against	11 / 26
Biggest win/best score	3-1 v. Japan in 2006
Most capped player	9 caps Mark BRESCIANO FWC 2006, 2010, 2014
Top Scorer	5 goals Tim CAHILL FWC 2006, 2010, 2014
Most matches as coach	4 matches Guus HIDDINK, NED FWC 2006

FIFA World Cup Team History		
Year	Host	Participation final achievement Team Coach
1930	URU	<i>No preliminary competition</i>
1934	ITA	<i>Did not enter</i>
1938	FRA	<i>Did not enter -</i>
1950	BRA	<i>Did not enter</i>
1954	SUI	<i>Did not enter</i>
1958	SWE	<i>Did not enter</i>
1962	CHI	<i>Did not enter</i>
1966	ENG	<i>Did not qualify</i>
1970	MEX	<i>Did not qualify</i>
1974	FRG	Group stage Rale RASIC, YUG
1978	ARG	<i>Did not qualify</i>
1982	ESP	<i>Did not qualify</i>
1986	MEX	<i>Did not qualify</i>
1990	ITA	<i>Did not qualify</i>
1994	USA	<i>Did not qualify</i>
1998	FRA	<i>Did not qualify</i>
2002	JPN/KOR	<i>Did not qualify</i>
2006	GER	Round of 16 Guus HIDDINK, NED
2010	RSA	Group stage Pim VERBEEK, NED
2014	BRA	Group stage Ange POSTECOGLOU, AUS
2018	RUS	<i>Qualified</i>

## Team facts & figures - AUSTRALIA

- ⚽ Australia are entering their fifth World Cup and the fourth in a row. They have only been beyond the opening round once, in 2006 when they were stopped by Italy in the Round of 16.
- ⚽ In 1974 Australia became the first Oceanian team to qualify for the World Cup. The *Socceroos* last represented the OFC in the 2006 finals, before joining the Asian confederation.
- ⚽ The team have won twice in 13 attempts at the World Cup, beating Japan 3-1 in 2006 and Serbia 2-1 in 2010. The only campaign in which they lost all three of their group matches was in Brazil four years ago.
- ⚽ Australia played 22 qualifiers to win their place in Russia 2018, equalling the record held by Honduras and Trinidad and Tobago, who both contested the same number in the 2002 tournament. Furthermore, the Aussies were the most prolific scorers in the 2018 preliminary event, netting 51 goals.
- ⚽ The Australians qualified by overcoming Honduras in the intercontinental play-off (0-0 away and 3-1 at home). Three out of five of their qualifications have come via the play-offs, with the *Socceroos* overcoming Korea Republic to reach Germany 1974 and outsmarting Uruguay on penalties in the return leg of the 2006 campaign.

## Team kits

### Player's kit



### Goalkeeper's kit



## Head Coach FWC2018

VAN MARWIJK Bert, NED			
Date of birth	19/05/1952		
Appearances in FIFA competitions / as coach	MP	Competition	Team
	8	FWC 2010 Preliminary competition	Netherlands
	7	FWC 2010	Netherlands
Appearances in FIFA competitions / as player	17	FWC 2018 Preliminary competition	Saudi Arabia
	MP	Competition	Team
	No matches		

Formerly an attacking midfielder with nearly 400 appearances in the Dutch top flight and one cap for the Netherlands in 1975 (45 minutes of a friendly against Yugoslavia), Bert van Marwijk has managed in the Dutch and German leagues, winning the UEFA Cup with Feyenoord in 2001-02. He coached the Netherlands for four years between 2008 and 2012, helping the *Oranje* to finish runners-up behind Spain in the 2010 FIFA World Cup™, but resigned after the team's elimination in the group stage of UEFA EURO 2012. In September 2015, Van Marwijk became coach of Saudi Arabia and qualified the team for Russia 2018, only to resign soon. On 24 January 2018, he was named coach of Australia for the 2018 World Cup. Van Marwijk is the third Dutchman to manage Australia at the global showpiece, following Guus Hiddink in 2006 and Pim Verbeek in 2010.



Photo by Michael Regan/Getty Images





## C3 Peru (PER)

General Association Facts	
Year Association founded	1922
Year Association affiliated	1924
Confederation	CONMEBOL
FIFA World Ranking Position May 2018	11
Date of qualification	15 November 2017
FIFA World Cup™ Competition Facts	
Participations prior 2018	4 participations
First FIFA World Cup	1930
Best FIFA World Cup achievement	Quarter-finals in 1970
Matches (win - draw - loss)	15 (4 - 3 - 8)
Goals for / goals against	19 / 31
Biggest win/best score	4-1 v. Iran in 1978 3-0 v. Morocco in 1970
Most capped player	13 caps Teofilo CUBILLAS FWC 1970, 1978, 1982
Top Scorer	10 goals Teofilo CUBILLAS FWC 1970, 1978
Most matches as coach	6 matches Marcos CALDERON, PER FWC 1978

FIFA World Cup Team History		
Year	Host	Participation final achievement Team Coach
1930	URU	First round Francisco BRU, ESP
1934	ITA	<i>Withdrew</i>
1938	FRA	<i>Did not enter</i>
1950	BRA	<i>Withdrew</i>
1954	SUI	<i>Withdrew</i>
1958	SWE	<i>Did not qualify</i>
1962	CHI	<i>Did not qualify</i>
1966	ENG	<i>Did not qualify</i>
1970	MEX	Quarter-finals DIDI, BRA
1974	FRG	<i>Did not qualify</i>
1978	ARG	Second round Marcos CALDERON, PER
1982	ESP	Group stage TIM, BRA
1986	MEX	<i>Did not qualify</i>
1990	ITA	<i>Did not qualify</i>
1994	USA	<i>Did not qualify</i>
1998	FRA	<i>Did not qualify</i>
2002	JPN/KOR	<i>Did not qualify</i>
2006	GER	<i>Did not qualify</i>
2010	RSA	<i>Did not qualify</i>
2014	BRA	<i>Did not qualify</i>
2018	RUS	<i>Qualified</i>

## Facts & Figures – PERU

- ⚽ Peru are appearing in their fifth World Cup after a 36-year hiatus, the longest of all the qualified teams, having last featured in Spain 1982. *La Blanquirroja* have gone beyond the group round twice, losing 4-2 to eventual champions Brazil in the 1970 quarter-finals and contesting the second-round group stage in 1978.
- ⚽ One of the 13 goalscorers who have reached double figures in the World Cup is a Peruvian, Teofilo Cubillas, whose ten goals were spread equally between the 1970 and 1978 editions.
- ⚽ Peru's qualification means that eight of the teams that took part in the inaugural edition in 1930 will be competing in Russia 88 years later.
- ⚽ The player who broke the deadlock in the return leg of the intercontinental play-off against New Zealand, Jefferson Farfan, is also Peru's leading goalscorer in the history of World Cup qualification with 16 goals. The forward struck four during this edition, all in Lima and inside 35 minutes.
- ⚽ The Peruvians accrued seven victories in the South American qualification group, equalling their best total since 1998, when the single group format was introduced. The South Americans also won seven matches in that edition, despite playing two matches fewer, but did not manage to qualify. Subsequently between 2002 and 2014, *Los Incas* failed to collect more than four wins per campaign. Their latest tally of 27 goals is an outright record, eclipsing their previous best haul of 20 in 2006.

## Team kits

### Player's kit



### Goalkeeper's kit



## Head Coach FWC2018

GARECA Ricardo, ARG			
Date of birth	10/02/1958		
Appearances in FIFA competitions / as coach	MP 20	Competition FWC 2018 Preliminary competition	Team Peru
Appearances in FIFA competitions / as player	MP 2	Competition FWC 1986 Preliminary competition	Team Argentina

The former attacker spent his playing days in Argentina, mainly with Boca Juniors and Velez Sarsfield, as well as shorter spells with Sarmiento, River Plate, Independiente and an interlude in Colombia with America de Cali.

As a coach he started out in Argentina, with additional experiences in Colombia, Peru and Brazil, winning three league titles on home soil with Velez Sarsfield and one in Peru with Universitario. He won also a South American title with Talleres de Córdoba. In his playing career he also donned the Argentinian national team jersey, scoring the decisive goal in a 2-2 draw with Peru that secured qualification to the 1986 World Cup, but was not called up to play in the finals. Peru was the team he took over in March 2015, and he promptly guided them to the semi-finals of the Copa America that same year and then the World Cup in Russia after a 36 year-hiatus.



*Photo by Mark Brown/Getty Images*



## C4 Denmark (DEN)

General Association Facts	
Year Association founded	1889
Year Association affiliated	1904
Confederation	UEFA
FIFA World Ranking Position May 2018	12
Date of qualification	12 November 2017
FIFA World Cup™ Competition Facts	
Participations before 2018	4 participations
First FIFA World Cup	1986
Best FIFA World Cup achievement	Quarter-finals in 1998
Matches (win - draw - loss)	16 (8 - 2 - 6)
Goals for / goals against	27 / 24
Biggest win/best score	6-1 v. Uruguay in 1986
Most capped player	11 caps Martin JORGENSEN FWC 1998, 2002, 2010
Top Scorer	5 goals Jon Dahl TOMASSON FWC 2002, 2010
Most matches as coach	7 matches Morten OLSEN, DEN FWC 2002, 2010

FIFA World Cup Team History		
Year	Host	Participation final achievement Team Coach
1930	URU	<i>No preliminary competition</i>
1934	ITA	<i>Did not enter</i>
1938	FRA	<i>Did not enter</i>
1950	BRA	<i>Did not enter</i>
1954	SUI	<i>Did not enter</i>
1958	SWE	<i>Did not qualify</i>
1962	CHI	<i>Did not qualify</i>
1966	ENG	<i>Did not qualify</i>
1970	MEX	<i>Did not qualify</i>
1974	FRG	<i>Did not qualify</i>
1978	ARG	<i>Did not qualify</i>
1982	ESP	<i>Did not qualify</i>
1986	MEX	Round of 16 Sepp PIONTEK, GER
1990	ITA	<i>Did not qualify</i>
1994	USA	<i>Did not qualify</i>
1998	FRA	Quarter-finals Bo JOHANSSON, SWE
2002	JPN/KOR	Round of 16 Morten OLSEN, DEN
2006	GER	<i>Did not qualify</i>
2010	RSA	Group stage Morten OLSEN, DEN
2014	BRA	<i>Did not qualify</i>
2018	RUS	<i>Qualified</i>

## Team facts & figures DENMARK

- ⚽ Denmark are competing in their fifth World Cup, after last appearing in the South Africa 2010 edition. The Scandinavians ventured furthest in 1998 when they made it into the last eight.
- ⚽ Denmark's most recent campaign in 2010 was their shortest and least successful, ending in a group-round exit for the first time. By contrast, the Danes had reached the knockout stage in all their previous outings.
- ⚽ The average goal return for World Cup matches involving Denmark is 3.18 per game (27 scored, 24 conceded). The north Europeans have scored in all but two of their 16 games contested, losing 3-0 to England in 2002 and 2-0 to the Netherlands in 2010. Their biggest winning margin was 6-1 against Uruguay in 1986, while their worst defeat was 5-1 against Spain in the Round of 16 of the same edition.
- ⚽ Denmark broke new ground by qualifying via the play-offs for the first time. However, they also repeated history by securing their World Cup place with a resounding victory away to Republic of Ireland, just as they did in the 1986 qualifying campaign. On 13 November 1985, the Danes dominated the Irish 4-1 in the final group fixture to leapfrog Soviet Union in the table and thereby book their passage to Mexico 1986. Thirty-two years later in the play-off second leg, they achieved another emphatic victory in Dublin by the scoreline of 5-1, following a 0-0 home draw in the first leg.
- ⚽ By grabbing a hat-trick in the 5-1 away win over Republic of Ireland in the play-off return leg, Christian Eriksen set a national record of 11 goals scored in a single preliminary tournament, surpassing Ebbe Sand's previous benchmark of nine dating from the 2002 qualifiers. Eriksen's 11 strikes also make him Denmark's top marksman in World Cup qualifying, ahead of past players Preben Elkjaer Larsen, Soren Larsen and Jon Dahl Tomasson on ten.

## Team kits

### Player's kit



### Goalkeeper's kit



## Head Coach FWC2018

HAREIDE Age, NOR			
Date of birth	23/09/1953		
Appearances in FIFA competitions / as coach	MP	Competition	Team
	12	FWC 2006 Preliminary competition	Norway
	3	FWC 2010 Preliminary competition	Norway
	12	FWC 2018 Preliminary competition	Denmark
Appearances in FIFA competitions / as player	MP	Competition	Team
	0	FWC 1978 Preliminary competition	Norway
	6	FWC 1982 Preliminary competition	Norway
	8	FWC 1986 Preliminary competition	Norway

An ex-defender with experience in the English top flight, Age Hareide won 50 caps for Norway between 1976 and 1986, scoring five goals.

As a coach he has won leagues title in three countries (Sweden, Norway and Denmark) and oversaw the Norwegian national team for nearly five years between 2004 and 2008. Hareide took over from Morten Olsen in the Denmark dugout at the end of 2015, clinching a place in Russia 2018 with an aggregate play-off victory over Republic of Ireland.



*Photo by Andrew Halseid-Budd/Getty Images*



## Group D

Argentina, Iceland, Croatia, Nigeria



D1 Argentina (ARG)

General Association Facts	
Year Association founded	1893
Year Association affiliated	1912
Confederation	CONMEBOL
FIFA World Ranking Position May 2018	5
Date of qualification	10 October 2017
FIFA World Cup™ Competition Facts	
Participations prior 2018	16 participations
First FIFA World Cup	1930
Best FIFA World Cup achievement	Champions in 1978, 1986
Matches (win - draw - loss)	77 (42 - 14 - 21)
Goals for / goals against	131 / 84
Biggest win/best score	6-0 v. Peru in 1978 v. Serbia & Montenegro in 2006
Most capped player	21 caps Diego MARADONA FWC 1982, 1986, 1990, 1994
Top Scorer	10 goals Gabriel BATISTUTA FWC 1994, 1998, 2002
Most matches as coach	14 matches Carlos BILARDO, ARG FWC 1986, 1990

Year	Host	Participation final achievement	Team Coach
1930	URU	Runners-up	Juan TRAMUTOLA, ARG
1934°	ITA	First round	Filippo PASCUCCHI, ITA
1938	FRA	<i>Withdrew from preliminary competition</i>	
1950	BRA	<i>Withdrew from preliminary competition</i>	
1954	SUI	<i>Did not enter</i>	
1958	SWE	Group stage	Guillermo STABILE, ARG
1962	CHI	Group stage	Juan Carlos LORENZO, ARG
1966	ENG	Quarter-finals	Juan Carlos LORENZO, ARG
1970	MEX	<i>Did not qualify</i>	
1974	FRG	Second round	Vladislao CAP, ARG
1978*	ARG	Champions	Cesar Luis MENOTTI, ARG
1982**	ESP	Second round	Cesar Luis MENOTTI, ARG
1986	MEX	Champions	Carlos BILARDO, ARG
1990**	ITA	Runners-up	Carlos BILARDO, ARG
1994	USA	Round of 16	Alfio BASILE, ARG
1998	FRA	Quarter-finals	Daniel PASSARELLA, ARG
2002	JPN/KOR	Group stage	Marcelo BIELSA, ARG
2006	GER	Quarter-finals	José PEKERMANN, ARG
2010	RSA	Quarter-finals	Diego MARADONA, ARG
2014	BRA	Runners-up	Alejandro SABELLA, ARG
2018	RUS	<i>Qualified</i>	

° Qualified by default

\* Qualified automatically as host

\*\* Qualified automatically as defending champions

## Team facts & figures - ARGENTINA

- ⚽ Argentina are competing in their 17th FIFA World Cup™ and have qualified for 11 consecutive editions starting with Germany 1974.
- ⚽ The only player to score a hat-trick in two different editions is Argentina's Gabriel Batistuta, who hit a treble against Greece in 1994 and another three against Jamaica in 1998.
- ⚽ Argentina's haul of 19 goals in the South American World Cup preliminaries is the lowest goal return by a qualifying team since the tournament first adopted the single-group format ahead of the 1998 finals.
- ⚽ No team has been involved in as many World Cup penalty shoot-outs as Argentina, who have contested five and won four of them.
- ⚽ With his three strikes against Ecuador in the decisive last qualifier for Russia 2018, Lionel Messi became the all-time joint-leading scorer in the South American Zone preliminary competition with 21 goals alongside Uruguay's Luis Suárez, both players having overtaken Hernan Crespo's career total of 19. Messi's hat-trick was also the second by an Argentinian in World Cup qualification, after Gonzalo Higuain struck three times against Chile in 2011.

## Team kits

### Player's kit



### Goalkeeper's kit



## Head Coach FWC2018

SAMPAOLI Jorge, ARG			
Date of birth	13/03/1960		
Appearances in FIFA competitions / as coach	MP	Competition	Team
	7	FWC 2014 Preliminary competition	Chile
	4	FWC 2014	Chile
	4	FWC 2018 Preliminary competition	Chile
Appearances in FIFA competitions / as player	4	FWC 2018 Preliminary competition	Argentina
	MP	Competition	Team
	No matches		

After injury ended his playing career at the age of 19, Jorge Sampaoli turned to coaching and accumulated extensive experience managing clubs throughout South America (in Argentina, Chile, Ecuador and Peru), before a brief spell in Spain with Sevilla. He enjoyed greatest success in charge of Universidad de Chile, winning three league titles and one Copa Sudamericana. As a national team coach, Sampaoli secured Chile a place at Brazil 2014, where they exited on penalties against the hosts in the Round of 16. He then led the Chileans to victory in the Copa America 2015. On 1 June 2017, Sampaoli resigned with Sevilla to be appointed coach of his native Argentina, after having overseen four matches of Chile's qualifying campaign for Russia 2018, he lead the Albiceleste to that World Cup.



Photo by Laurence Griffiths/Getty Images



## D2 Iceland (ISL)

General Association Facts	
Year Association founded	1947
Year Association affiliated	1947
Confederation	UEFA
FIFA World Ranking Position May 2018	22
Date of qualification	9 October 2017
FIFA World Cup™ Competition Facts	
Participations prior 2018	0
First FIFA World Cup	2018

FIFA World Cup Team History		
Year	Host	Participation final achievement Team Coach
1930	URU	Not affiliated
1934	ITA	Not affiliated
1938	FRA	Not affiliated
1950	BRA	Did not enter
1954	SUI	Entry not accepted
1958	SWE	Did not qualify
1962	CHI	Did not enter
1966	ENG	Did not enter
1970	MEX	Did not enter
1974	FRG	Did not qualify
1978	ARG	Did not qualify
1982	ESP	Did not qualify
1986	MEX	Did not qualify
1990	ITA	Did not qualify
1994	USA	Did not qualify
1998	FRA	Did not qualify
2002	JPN/KOR	Did not qualify
2006	GER	Did not qualify
2010	RSA	Did not qualify
2014	BRA	Did not qualify
2018	RUS	Qualified

## Team facts & figures – ICELAND

- ⚽ Iceland are one of two newcomers in the 2018 edition of the World Cup, the other being Panama. The islanders are the 34th European team to take part in the finals, after Bosnia and Herzegovina who debuted four years ago in Brazil.
- ⚽ Not counting Iceland's third-placed finish in the Youth Olympic Football Tournament in Nanjing in 2014, *Strákarnir okkar* are making their debut in the finals of a FIFA competition. The senior side reached the quarter-finals of the UEFA European Championship 2016, also in their maiden campaign.
- ⚽ Iceland have played 106 World Cup qualifiers and won 28. Seven of those successes, or 25% of the total, came in the ten-match qualification push for Russia 2018.
- ⚽ The islanders' five home matches (all won) en route to Russia 2018 were played at the Laugardalsvöllur stadium in Reykjavik, which has hosted every one of Iceland's 51 home games in the history of World Cup qualification.
- ⚽ Gylfi Sigurdsson was Iceland's top scorer in qualification for Russia 2018, netting four goals, and is now his country's all-time second-highest marksman in the preliminary tournament with eight goals overall, three behind Eidur Gudjohnsen. With his two goals against Ukraine on 5 September 2017, Sigurdsson became the only Icelfander to net a brace in two different qualifying campaigns, having bagged the first in March 2013 during the 2-1 victory away to Slovenia.

## Team kits

### Player's kit



### Goalkeeper's kit



## Head Coach FWC2018

HALLGRIMSSON Heimir, ISL			
Date of birth	10/06/1967		
Appearances in FIFA competitions / as coach	MP 10	Competition FWC 2018 Preliminary competition	Team Iceland
Appearances in FIFA competitions / as player	MP No matches	Competition	Team

As a player in Iceland, Hallgrímsson also found time to coach both men's and women's teams. In 2011 he was appointed assistant to then Iceland coach Lars Lagerback and two years later became joint manager alongside the Swede, before jointly guiding his native team to a historic quarter-final finish at EURO 2016. Following that continental tournament, Hallgrímsson assumed sole responsibility for the Icelanders, taking them to their first global showpiece.



*Photo by Ian Walton/Getty Images*





## D3 Croatia (CRO)

General Association Facts	
Year Association founded	1912
Year Association affiliated	1992
Confederation	UEFA
FIFA World Ranking Position May 2018	18
Date of qualification	12 November 2017
FIFA World Cup™ Competition Facts	
Participations before 2018	4 participations
First FIFA World Cup	1998
Best FIFA World Cup achievement	3 <sup>rd</sup> place in 1998
Matches (win - draw - loss)	16 (7 - 2 - 7)
Goals for / goals against	21 / 17
Biggest win/best score	4-0 v. Cameroon in 2014
Most capped player	10 caps Dario SIMIC FWC 1998, 2002, 2006
Top Scorer	6 goals Davor SUKER FWC 1998
Most matches as coach	7 matches Miroslav BLAZEVIC, BIH FWC 1998

FIFA World Cup Team History		
Year	Host	Participation final achievement Team Coach
1998	FRA	Semi-finals (3 <sup>rd</sup> ) Miroslav BLAZEVIC, BIH
2002	JPN/KOR	Group stage Mirko JOZIC, CRO
2006	GER	Group stage Zlatko KRANJCAR, CRO
2010	RSA	<i>Did not qualify</i>
2014	BRA	Group stage Nico KOVAC, CRO
2018	RUS	<i>Qualified</i>

## Team facts & figures – CROATIA

- ⚽ Since making their tournament bow in France '98, Croatia have only failed to qualify for the 2010 edition and will be making their fifth World Cup trophy bid in Russia.
- ⚽ After finishing third in 1998, Croatia were eliminated in the group round during their next three participations. Davor Suker was the tournament's top scorer in France with six goals.
- ⚽ Four goals were scored in each of Croatia's last four World Cup games. The results were a 2-2 draw with Australia in 2006, followed in 2014 by a 3-1 loss to Brazil, a 4-0 win over Cameroon and a 3-1 defeat by Mexico.
- ⚽ For the third time in five qualifications, Croatia have reached the World Cup via the play-off route. The Vatreni overcame Ukraine ahead of the 1998 edition, beat Iceland to reach the 2014 finals and thwarted Greece to secure their place in the 2018 tournament.
- ⚽ Having struck five times on the road to Russia 2018, Mario Mandzukic is the all-time leading Croatian scorer in qualifying, with ten goals, surpassing Bosko Balaban's career tally of seven. Mandzukic previously found the net once in the 2010 preliminaries and four times on the 2014 trail. With three goals in the 6-0 rout of Kosovo, Mandzukic became the second Croatian to bag a hat-trick in qualifying, after Balaban was on target three times in 2001 during the 4-1 victory over Latvia.

## Team kits

### Player's kit



### Goalkeeper's kit



## Head Coach FWC2018

DALIC Zlatko, CRO			
Date of birth	26/10/1966		
Appearances in FIFA competitions / as coach	MP 3	Competition FWC 2018 Preliminary competition	Team Croatia
Appearances in FIFA competitions / as player	MP No matches	Competition	Team

The former defensive midfielder played for Hajduk Split, Velez Mostar and Varteks Varazdin, among other teams. He began his coaching career with Varteks and simultaneously served as assistant coach of the Croatian U-21 team. Dalic has also managed in Albania, winning one Supercup with Dinamo Tirana, besides postings in Saudi Arabia and also United Arab Emirates, where he won one national league trophy with Al Ain. Having replaced Ante Cacic at the helm of the Croatian senior national team in October 2017, he engineered a decisive win on the last matchday to reach the play-offs, where victory against Greece over two legs secured Croatia's qualification to Russia 2018.



Photo by Dan Mullan/Getty Images

## D4 Nigeria (NGA)

General Association Facts	
Year Association founded	1945
Year Association affiliated	1960
Confederation	CAF
FIFA World Ranking Position May 2018	47
Date of qualification	7 October 2017
FIFA World Cup™ Competition Facts	
Participations prior 2018	5 participations
First FIFA World Cup	1994
Best FWC achievement	Round of 16 in 1994, 1998, 2014
Matches (win - draw - loss)	18 (5 - 3 - 10)
Goals for / goals against	20 / 26
Biggest win / best score	3-0 v. Bulgaria in 1994
Most capped player	10 caps Joseph YOBO FWC 2002, 2010, 2014
Top Scorer	2 goals 4 players with 2 goals
Most matches as coach	4 matches Stephen KESHI, NGA FWC 2014 Bora MILUTINOVIC, YUG FWC 1998 Clemens WESTERHOF, NED FWC 1994

FIFA World Cup Team History		
Year	Host	Participation final achievement Team Coach
1930	URU	<i>No preliminary competition</i>
1934	ITA	<i>Did not enter</i>
1938	FRA	<i>Did not enter</i>
1950	BRA	<i>Did not enter</i>
1954	SUI	<i>Did not enter</i>
1958	SWE	<i>Did not enter</i>
1962	CHI	<i>Did not qualify</i>
1966	ENG	<i>Withdrew from the preliminary competition</i>
1970	MEX	<i>Did not qualify</i>
1974	FRG	<i>Disqualified from the preliminary competition</i>
1978	ARG	<i>Did not qualify</i>
1982	ESP	<i>Did not qualify</i>
1986	MEX	<i>Did not qualify</i>
1990	ITA	<i>Did not qualify</i>
1994	USA	Round of 16 Clemens WESTERHOF, NED
1998	FRA	Round of 16 Bora MILUTINOVIC, YUG
2002	JPN/KOR	Group stage Adegboye ONIGBINDE, NGA
2006	GER	<i>Did not qualify</i>
2010	RSA	Group stage Lars LAGERBACK, SWE
2014	BRA	Round of 16 Stephen KESHI, NGA
2018	RUS	<i>Qualified</i>

## Team facts & figures – NIGERIA

- ⚽ This is the sixth World Cup contested by Nigeria, who have won more games (five) and scored more goals (20) than any other African side in the competition's history.
- ⚽ The Nigerians earned all five of their World Cup wins against European opponents, beating Bulgaria 3-0 and Greece 2-0 in 1994, Spain 3-2 and Bulgaria 1-0 in 1998, and Bosnia and Herzegovina 1-0 in 2014.
- ⚽ Nigeria faced Argentina in all but one of their five previous participations. The only edition in which the pair did not meet was France 1998, which is also the Super Eagles' only campaign contested on European soil prior to Russia 2018.
- ⚽ Nigeria are undefeated in their last 36 qualifiers, representing the joint-second-longest unbeaten streak in World Cup qualification, level with Germany and behind Spain's 63-game record. The West Africans' last defeat dates back to 20 June 2004, when they lost 1-0 to Angola in Luanda.
- ⚽ The 3-1 victory over Algeria on 12 November 2016 was the 100th World Cup qualifier contested by Nigeria, whose tally has since risen to 104. The Super Eagles are one of three African sides to have passed the century mark, together with Morocco (112) and Tunisia (104).

## Team kits

### Player's kit



### Goalkeeper's kit



## Head Coach FWC2018

ROHR Gernot, GER			
Date of birth	28/06/1953		
Appearances in FIFA competitions / as coach	MP	Competition	Team
	4	FWC 2014 Preliminary competition	Niger
	2	FWC 2018 Preliminary competition	Burkina Faso
Appearances in FIFA competitions / as player	6	FWC 2018 Preliminary competition	Nigeria
	MP	Competition	Team
	No matches		

Gernot Rohr made his Bayern Munich debut as a 20-year-old where, despite playing only six matches in two seasons, he went on to win two league titles as well as the Champions League in 1974, thanks to an 11-minute substitute appearance in the first round. The defender spent another three seasons in Germany, first with Waldhof Mannheim and then at Kickers Offenbach, before relocating to Bordeaux in 1977, where he won three league titles and two national cups in 12 seasons, reaching the semi-finals of the Champions League in 1985.

At the end of his playing career he remained with Bordeaux as sporting director, becoming caretaker manager for several periods. He alternated the duties of director and manager, eventually choosing the dugout once and for all in 2002 and successively coaching Nice, Young Boys, Ajaccio, Etoile du Sahel and Nantes. In 2010, Rohr managed the first of four African national teams, leading Gabon to the quarter-finals of the Africa Cup of Nations in 2012, before returning to the competition with Niger the following year. He subsequently coached Burkina Faso for ten months in 2015, taking charge for the first two matches of their 2018 World Cup Russia qualifying campaign, before joining Nigeria in 2016 and leading them to the finals.



*Photo by Matthias Hangst/Bongarts/Getty Images*



## Group E

Brazil, Switzerland, Costa Rica, Serbia



E1 Brazil (BRA)

General Association Facts	
Year Association founded	1914
Year Association affiliated	1923
Confederation	CONMEBOL
FIFA World Ranking Position May 2018	2
Date of qualification	28 March 2017
FIFA World Cup™ Competition Facts	
Participations before 2018	20 participations
First FIFA World Cup	1930
Best FIFA World Cup achievement	Champions in 1958, 1962, 1970, 1994, 2002
Matches (win/ draw / loss)	104 (70- 17 - 17)
Goals for / against	221 / 102
Biggest win / best score	7-1 v. Sweden in 1950
Most capped player	20 caps CAFU FWC 1994, 1998, 2002, 2006
Top scorer	15 goals RONALDO FWC 1998, 2002, 2006
Most matches as coach	20 matches Mario ZAGALLO, BRA FWC 1970, 1974, 1998

FIFA World Cup Team History		
Year	Host	Participation final achievement Team Coach
1930	URU	Group stage Pindaro DE CARVALHO, BRA
1934	ITA	First round LUIZ VINHAES, BRA
1938	FRA	Semi-finals (3 <sup>rd</sup> ) Ademar PIMENTA, BRA
1950*	BRA	Runners-up Flavio COSTA, BRA
1954	SUI	Quarter-finals Zeze MOREIRA, BRA
1958	SWE	Champions Vicente FEOLA, BRA
1962**	CHI	Champions Aymore MOREIRA, BRA
1966**	ENG	Group stage Vicente FEOLA, BRA
1970	MEX	Champions Mario ZAGALLO, BRA
1974**	FRG	Semi-finals (4 <sup>th</sup> ) Mario ZAGALLO, BRA
1978	ARG	Semi-finals (3 <sup>rd</sup> ) Claudio COUTINHO, BRA
1982	ESP	Second round Tele SANTANA, BRA
1986	MEX	Quarter-finals Tele SANTANA, BRA
1990	ITA	Round of 16 Sebastiao LAZARONI, BRA
1994	USA	Champions Carlos Alberto PARREIRA, BRA
1998**	FRA	Runners-up Mario ZAGALLO, BRA
2002	KOR/JPN	Champions Luiz Felipe SCOLARI, BRA
2006	GER	Quarter-finals Carlos Alberto PARREIRA, BRA
2010	RSA	Quarter-finals DUNGA, BRA
2014*	BRA	Semi-finals (4 <sup>th</sup> ) Luiz Felipe SCOLARI, BRA
2018	RUS	Qualified

\* Qualified automatically as host

\*\* Qualified automatically as defending champions

## Team facts & figures - BRAZIL

- With their 3-0 victory over Paraguay in Sao Paulo on 28 March 2017, Brazil became the first team (excluding hosts Russia) to qualify for the 2018 World Cup finals.
- The five-time champions are the only team to have participated in all 21 editions of the World Cup since 1930.
- The Brazilians hold the record for consecutive wins in the global showpiece with 11, a series that began against Turkey in 2002 and ended with defeat by France in the 2006 quarter-finals.
- Brazil's tally of 70 World Cup victories is a tournament record.
- The first goal scored on the road to these finals, Willian's opener in the 3-1 victory over Venezuela, was also Brazil's 200th in the history of World Cup qualification. During this preliminary tournament, specifically in the 2-1 success over Colombia in Manaus, A Seleção also became the latest South American team to play their 100th World Cup qualifier.

## Team kits

### Player's kit



### Goalkeeper's kit



## Head Coach FWC2018

TITE, BRA			
Date of birth	25/05/1961		
Appearances in FIFA competitions / as coach	MP 12	Competition FWC 2018 Preliminary competition	Team Brazil
Appearances in FIFA competitions / as player	MP 2	Competition FIFA Club World Cup 2012	Team Corinthians

Following a playing career that was prematurely ended by a serious knee injury, Tite has spent nearly all his managerial career in Brazil, apart from two brief sojourns in the United Arab Emirates. He enjoyed his greatest successes in three spells managing Sao Paulo team Corinthians, with whom he won two national league titles, the Copa Libertadores, one FIFA Club World Cup and one Recopa Sudamericana. In June 2016, Tite took charge of Brazil, who subsequently became the first side to book their place in Russia.



*Photo by Oleg Nikishin/Epsilon/Getty Images*



## E2 Switzerland (SUI)

General Association Facts	
Year Association founded	1895
Year Association affiliated	1904
Confederation	UEFA
FIFA World Ranking Position May 2018	6
Date of qualification	12 November 2017
FIFA World Cup™ Competition Facts	
Participations prior 2018	10 participations
First FIFA World Cup	1934
Best FIFA World Cup achievement	Quarter-finals in 1934, 1938, 1954
Matches (win/ draw / loss)	33 (11 - 6 - 16)
Goals for / against	45 / 59
Biggest win/best score	3-0 v. Honduras in 2014 4-1 v. Romania in 1994 v. Italy in 1954
Most capped player	8 caps Kiki ANTENEN FWC 1950, 1954, 1962
Top Scorer	6 goals Sepp HUEGI FWC 1954
Most matches as coach	10 matches Karl RAPPAN, AUT FWC 1938, 1954, 1962

FIFA World Cup Team History		
Year	Host	Participation final achievement Team Coach
1930	URU	<i>No preliminary competition</i>
1934	ITA	Quarter-finals Heini MUELLER, SUI
1938	FRA	Quarter-finals Karl RAPPAN, AUT
1950	BRA	Group stage Franco ANDREOLI, SUI
1954*	SUI	Quarter-finals Karl RAPPAN, AUT
1958	SWE	<i>Did not qualify</i>
1962	CHI	Group stage Karl RAPPAN, AUT
1966	ENG	Group stage Alfredo FONI, ITA
1970	MEX	<i>Did not qualify</i>
1974	FRG	<i>Did not qualify</i>
1978	ARG	<i>Did not qualify</i>
1982	ESP	<i>Did not qualify</i>
1986	MEX	<i>Did not qualify</i>
1990	ITA	<i>Did not qualify</i>
1994	USA	Round of 16 Roy HODGSON, ENG
1998	FRA	<i>Did not qualify</i>
2002	JPN/KOR	<i>Did not qualify</i>
2006	GER	Round of 16 Koebi KUHN, SUI
2010	RSA	Group stage Ottmar HITZFELD, GER
2014	BRA	Round of 16 Ottmar HITZFELD, GER
2018	RUS	<i>Qualified</i>

\* *Qualified automatically as host*

## Team facts & figures – SWITZERLAND

- ⚽ Switzerland are competing in their 11th finals and the fourth in a row, having also featured in four consecutive editions between 1934 and 1954.
- ⚽ After failing to keep a clean sheet in their first 22 games played in football's showpiece event, Switzerland conceded no goals in their four matches at Germany 2006, thus becoming the first team to be eliminated from the World Cup without letting in a goal. Having reached the Round of 16 with three shutouts from their three group matches, Switzerland were ousted on penalties by Ukraine following a 0-0 stalemate. That 3-0 spot-kick defeat by Ukraine in 2006 was also the first time that a team had failed to score in a penalty shoot-out in the history of the World Cup.
- ⚽ During the 2010 event, Switzerland were the only team to defeat the eventual world champions Spain, having edged the Iberians 1-0 in the opening group game. The Swiss subsequently lost their second match 1-0 to Chile following a 75th-minute winner from Mark Gonzalez. It was the first goal that Switzerland had conceded for 559 minutes of play, a tournament record that topped the 550-minute run of invincibility previously achieved by Italy.
- ⚽ This is the third time that Switzerland have qualified for a World Cup via the play-offs. The Helvetians secured their place in Chile 1962 by edging Sweden 2-1 in a decider contested in Berlin on 12 November 1961. The Swiss subsequently qualified for Germany 2006 after a double-header against Turkey, which yielded a 2-0 home win and a 4-2 away defeat.
- ⚽ The opening strike by Granit Xhaka in the 5-2 success over Hungary on 10 October 2017 in Basel was the 200th goal netted by Switzerland on the road to the World Cup.

## Team kits

### Player's kit



### Goalkeeper's kit



## Head Coach FWC2018

PETKOVIC Vladimir, SUI			
Date of birth	15/08/1963		
Appearances in FIFA competitions / as coach	MP 12	Competition FWC 2018 Preliminary competition	Team Switzerland
Appearances in FIFA competitions / as player	MP No matches	Competition	Team

Vladimir Petkovic started his career in Yugoslavia, where he was a member of the FK Sarajevo squad that won the national league title in 1985. He later moved to Switzerland and played mainly in the lower leagues, apart from one brief excursion with Sion in the top flight. It was also in Switzerland that Petkovic started his coaching career, managing Bellinzona, Malcantone Agno, Lugano, Young Boys and Sion, with two spells abroad, one in Turkey at Samsunspor and one in Italy with Lazio, with whom he won the Coppa Italia in 2013. After the 2014 World Cup, he took charge of the Swiss national team and also steered them to qualification for EURO 2016



*Photo by Michael Regan/Getty Images*





## E3 Costa Rica (CRC)

General Association Facts	
Year Association founded	1921
Year Association affiliated	1927
Confederation	CONCACAF
FIFA World Ranking Position May 2018	25
Date of qualification	7 October 2017
FIFA World Cup™ Competition Facts	
Participations before 2018	4 participations
First FIFA World Cup	1990
Best FIFA World Cup achievement	Quarter-finals in 2014
Matches (win - draw - loss)	15 (5 - 4 - 6)
Goals for / goals against	17 / 23
Biggest win/best score	3-1 v. Uruguay in 2014 2-0 v. China PR in 2002
Most capped player	7 caps Christian BOLANOS Michael UMANA FWC 2006, 2014
Top Scorer	3 goals Ronald GOMEZ Paulo WANCHOPPE FWC 2002, 2006
Most matches as coach	6 matches Alexandre GUIMARAES, CRC FWC 2002, 2006

FIFA World Cup Team History		
Year	Host	Participation final achievement Team Coach
1930	URU	<i>No preliminary competition</i>
1934	ITA	<i>Did not enter</i>
1938*	FRA	<i>Withdrew from the preliminary competition</i>
1950	BRA	<i>Did not enter</i>
1954	SUI	<i>Entry not accepted</i>
1958	SWE	<i>Did not qualify</i>
1962	CHI	<i>Did not qualify</i>
1966	ENG	<i>Did not qualify</i>
1970	MEX	<i>Did not qualify</i>
1974	FRG	<i>Did not qualify</i>
1978	ARG	<i>Did not qualify</i>
1982	ESP	<i>Did not qualify</i>
1986	MEX	<i>Did not qualify</i>
1990	ITA	Round of 16 Bora MILUTINOVIC, YUG
1994	USA	<i>Did not qualify</i>
1998	FRA	<i>Did not qualify</i>
2002	JPN/KOR	Group stage Alexandre GUIMARAES, CRC
2006	GER	Group stage Alexandre GUIMARAES, CRC
2010	RSA	<i>Did not qualify</i>
2014	BRA	Quarter-finals Jorge Luis PINTO, COL
2018	RUS	<i>Qualified</i>

\* Withdrew from the 1938 preliminary competition without playing a single match

## Team facts & figures – COSTA RICA

- ⚽ Costa Rica are appearing in their fifth World Cup and this is the second time they have qualified for back-to-back editions. Before staking a place in the 2014 and 2018 tournaments, *La Tricolor* also participated in 2002 and 2006.
- ⚽ The Central Americans achieved their best result of all time in Brazil 2014, reaching the quarter-finals where they were knocked out by the Netherlands on penalties. Earlier in the tournament, the Costa Ricans had won their opening-round group ahead of three former world champions, namely Uruguay, Italy and England.
- ⚽ Also in Brazil, *La Sele* closed out the tournament unbeaten with two wins and three draws (one of which they eventually lost on penalties to the Netherlands). In doing so, they became the second CONCACAF team to finish a World Cup finals campaign undefeated, the first being Mexico in 1986.
- ⚽ On their World Cup debut in 1990 in Italy, Costa Rica were the second of five teams to be coached in the finals by Bora Milutinovic.
- ⚽ On 1 September, Costa Rica recorded their first World Cup qualifying win away to USA for 32 years, triumphing 2-0 in Harrison. The Costa Ricans' last away success had taken place in May 1985, when they edged a 1-0 victory in Torrance ahead of the Mexico 1986 finals. Those two results came either side of six American wins and two draws.

## Team kits

### Player's kit



### Goalkeeper's kit



## Head Coach FWC2018

RAMIREZ Oscar, CRC			
Date of birth	08/12/1964		
Appearances in FIFA competitions / as coach	MP 16	Competition FWC 2018 Preliminary competition	Team Costa Rica
Appearances in FIFA competitions / as player	MP 6	Competition FWC 1986 Preliminary competition	Team Costa Rica
	3	FWC 1990 Preliminary competition	Costa Rica
	4	FWC 1990	Costa Rica
	8	FWC 1994 Preliminary competition	Costa Rica
	7	FWC 1998 Preliminary competition	Costa Rica

The ex-midfielder won a total of eight league titles playing for homeland clubs Alajuelense and Saprissa and was a member of the Costa Rican squad that made its World Cup bow in 1990, contesting all four matches of the campaign. From 1985 to 1997, Ramirez represented *La Sele* in four preliminary tournaments for the global showcase.

His greatest achievements as a coach have come with Alajuelense, whom he guided to no fewer than five national league titles. Ramirez has been in charge of Costa Rica since August 2015, reaching the semi-final of the CONCACAF Gold Cup 2017 and then qualifying for Russia 2018.



*Photo by Arnoldo Robert/Getty Images*



## E4 Serbia (SRB)

General Association Facts	
Year Association founded	1919
Year Association affiliated	1923
Confederation	UEFA
FIFA World Ranking Position May 2018	35
Date of qualification	9 October 2017
FIFA World Cup™ Competition Facts	
Participations prior 2018	11 participations (YUG, SCG, SRB) SRB (as of 2010) 1 SCG (2006) 1 YUG (1930-1998) 9
First FIFA World Cup	SRB 2010 SCG 2006 YUG 1930
Best FIFA World Cup achievement	SRB Group stage in 2010 SCG Group stage in 2006 YUG 4 <sup>th</sup> place in 1930, 1962
Matches (win - draw - loss)	43 (17 - 8 - 18) (YUG, SCG, SRB) SRB 3 (1 - 0 - 2) SCG 3 (0 - 0 - 3) YUG 37 (16 - 8 - 13)
Goals for / against	64 / 59 (YUG, SCG, SRB) SRB 2 / 3 SCG 2 / 10 YUG 60 / 46
Biggest win/best score	9-0 Yugoslavia v. Zaire in 1974
Most capped players	9 caps Dragoslav SEKULARAC, YUG FWC 1958, 1962 Ivica SURJAK, YUG FWC 1974, 1982 Dragan STOJKOVIC, YUG FWC 1990, 1998 Dejan STANKOVIC, YUG, SCG, SRB FWC 1998, 2006, 2010
Top scorer	4 goals Drazen JERKOVIC, YUG FWC 1962
Most matches as coach	9 matches Miljan MILJANIC, YUG FWC 1974, 1982

FIFA World Cup Team History		
Year	Host	Participation final achievement Team Coach
Yugoslavia (YUG)		
1930	URU	Semi-finals Bosko SIMONOVIC, YUG
1934	ITA	Did not qualify
1938	FRA	Did not qualify
1950	BRA	Group stage Milorad ARSENIJEVIC, YUG
1954	SUI	Quarter-finals Aleksandar TIRNANIC, YUG
1958	SWE	Quarter-finals Aleksandar TIRNANIC, YUG
1962	CHI	Semi-finals (4 <sup>th</sup> ) Ljubomir LOVRIC, YUG
1966	ENG	Did not qualify
1970	MEX	Did not qualify
1974	FRG	Round 2 Miljan MILJANIC, YUG
1978	ARG	Did not qualify
1982	ESP	Group stage Miljan MILJANIC, YUG
1986	MEX	Did not qualify
1990	ITA	Quarter-finals Ivica OSIM, YUG
1994	USA	Suspended
1998	FRA	Round of 16 Slobodan SANTRAC, YUG
Serbia and Montenegro (SCG)		
2002	JPN/KOR	Did not qualify
2006	GER	Group stage Ilija PETKOVIC, SCG
Serbia (SRB)		
2010	RSA	Group stage Radomir ANTIC, SRB
2014	BRA	Did not qualify
2018	RUS	Qualified

## Team facts & figures - SERBIA

- ⚽ Serbia's last World Cup finals participation dates back to 2010. They previously competed nine times under the banner of Yugoslavia between 1930 and 1998 (reaching the semi-finals in 1930 and 1962) and once as Serbia and Montenegro in 2006.
- ⚽ The Serbians were eliminated in the group stage in each of their last two participations with just one victory in total, 1-0 against Germany in 2010.
- ⚽ As Yugoslavia, they hold the record for the most players to score in a single match, with seven players having found the target in the 9-0 victory over Zaire in 1974.
- ⚽ The goal in the 1-0 win over Georgia that cemented Serbia's place in Russia 2018 was Aleksandar Prijovic's first strike for the national side.
- ⚽ Yugoslavia were the first European national team to reach the semi-finals of the World Cup, back in 1930. In the same edition, they were also the first side in the event's history to beat Brazil, triumphing 2-1 on both teams' tournament debut.

## Team kits

### Player's kit



### Goalkeeper's kit



## Head Coach FWC2018

KRSTAJIC Mladen, SRB			
Date of birth	04/03/1974		
Appearances in FIFA competitions / as coach	MP	Competition	Team
	No matches		
Appearances in FIFA competitions / as player	MP	Competition	Team
	5	FWC 2002 Preliminary competition	Yugoslavia
	9	FWC 2006 Preliminary competition	Serbia Montenegro
	3	FWC 2006	Serbia Montenegro
	2	FWC 2010 Preliminary competition	Serbia

The Serbian former defender divided his playing career between Partizan Beograd, Werder Bremen and Schalke 04, winning five league titles on home soil and one in Germany with Werder. Krstajic played for his national side for nine years, taking part in the 2006 World Cup with Serbia and Montenegro and contesting all three matches of the campaign.

Krstajic was appointed head coach of the Serbian national side immediately following the team's qualification for Russia 2018 under Slavoljub Muslin.



Photo by Christopher Lee - FIFA/FIFA via Getty Images



## Group F

Germany, Mexico, Sweden, Korea Republic



F1 Germany (GER)

General Association Facts	
Year Association founded	1900
Year Association affiliated	1904
Confederation	UEFA
FIFA World Ranking Position May 2018	1
Date of qualification	5 October 2017
FIFA World Cup™ Competition Facts	
Participations prior 2018	18 participations GER 8 FRG 10
First FIFA World Cup	1934
Best FIFA World Cup achievement	Champions in 1954, 1974, 1990, 2014
Matches (win - draw - loss)	106 (66 - 20 - 20)
GER: 44 (30 - 6 - 8) FRG: 62 (36 - 14 - 12)	
Goals for / goals against	224 / 121
GER: 93 / 44 FRG: 131 / 77	
Biggest win / best score	8-0 v. Saudi Arabia in 2002
Most capped player	25 caps Lothar MATTHAEUS FWC 1982, 1986, 1990, 1994, 1998
Top Scorer	16 goals Miroslav KLOSE FWC 2002, 2006, 2010, 2014
Most matches as coach	25 matches Helmut SCHOEN, FRG FWC 1966, 1970, 1974, 1978

FIFA World Cup Team History		
Year	Host	Participation final achievement Team Coach
1930	URU	<i>No preliminary competition</i>
1934	ITA	Semi-finals (3 <sup>rd</sup> ) Otto NERZ, GER
1938	FRA	First round Sepp HERBERGER, GER
1950	BRA	<i>Did not enter</i>
1954	SUI	Champions Sepp HERBERGER, FRG
1958**	SWE	Semi-finals (4 <sup>th</sup> ) Sepp HERBERGER, FRG
1962	CHI	Quarter-finals Sepp HERBERGER, FRG
1966	ENG	Runners-up Helmut SCHOEN, FRG
1970	MEX	Semi-finals (3 <sup>rd</sup> ) Helmut SCHOEN, FRG
1974*	FRG	Champions Helmut SCHOEN, FRG
1978**	ARG	Second round Helmut SCHOEN, FRG
1982	ESP	Runners-up Jupp DERWALL, FRG
1986	MEX	Runners-up Franz BECKENBAUER, FRG
1990	ITA	Champions Franz BECKENBAUER, FRG
1994**	USA	Quarter-finals Berti VOGTS, GER
1998	FRA	Quarter-finals Berti VOGTS, GER
2002	JPN/KOR	Runners-up Rudi VOELLER, GER
2006*	GER	Semi-finals (3 <sup>rd</sup> ) Juergen KLINSMANN, GER
2010	RSA	Semi-finals (3 <sup>rd</sup> ) Joachim LOEW, GER
2014	BRA	Champions Joachim LOEW, GER
2018	RUS	<i>Qualified</i>

1954-1990 Federal Republic of Germany (FRG)

\* Qualified automatically as host

\*\* Qualified automatically as defending champions

## Team facts & figures – GERMANY

- Germany have played the most matches (106) and scored the most goals (224) in the World Cup. They have also accumulated the most appearances in the semi-finals (13 in 18 participations) and in the Final (eight).
- The records for the most World Cup appearances as a player and as a coach are both held by Germans, as is the honour of being the event's all-time top scorer. Lothar Matthaus played 25 matches between 1982 and 1998; Helmut Schon coached the national team in 25 games between 1966 and 1978; and in Brazil, Miroslav Klose became the event's all-time leading scorer with 16 goals.
- A total of 12% of Germany's goals scored in the World Cup (27 out of 224) were netted by players with the surname Muller: 14 by Gerd, 10 by Thomas, 2 by Dieter and one by Hansi.
- With ten victories from as many preliminary matches, Germany are the only team to have qualified for Russia 2018 with a 100% winning record.
- Die Nationalelf* also set other records en route to the 2018 World Cup: at international level, by fielding 21 different players during qualification, and at European level, by scoring 43 goals (the same number as Belgium) and achieving a goal difference of +39.

## Team kits

### Player's kit



### Goalkeeper's kit



## Head Coach FWC2018

LOEW Joachim, GER			
Date of birth	03/02/1960		
Appearances in FIFA competitions / as coach	MP	Competition	Team
	10	FWC 2010 Preliminary competition	Germany
	7	FWC 2010	Germany
	10	FWC 2014 Preliminary competition	Germany
	7	FWC 2014	Germany/Champions
	5	FIFA Confederations Cup 2017	Germany/Champions
Appearances in FIFA competitions / as player	10	FWC 2018 Preliminary competition	Germany
	MP	Competition	Team
	No matches		

Joachim Löw was an attacking midfielder who played mainly in the 2. Bundesliga with Freiburg, along with top-flight spells with Stuttgart, Eintracht Frankfurt and Karlsruher SC. He also made four appearances for the national U-21 side. Löw spent the tail end of his playing career in Switzerland, where he also made his first foray into coaching. He then returned to Germany with Stuttgart and Karlsruher SC, followed by assignments in Turkey (Fenerbahce and Adanaspor) and Austria (Austria Wien and Tirol Innsbruck, with whom he won a national league title). In 2004 he became assistant to then Germany coach Jurgen Klinsmann, before taking over the hotspot himself following a third-place finish in the 2006 global showpiece. Under Low's stewardship, *Die Nationalelf* won the World Cup in 2014, after coming third in 2010, and lifted the FIFA Confederations Cup in 2017. Germany have also reached one final (2008) and two semi-finals (2012, 2016) in the last three editions of the European Championship.



Photo by Matthias Hangst/Bongarts/Getty Images



## F2 Mexico (MEX)

General Association Facts	
Year Association founded	1927
Year Association affiliated	1929
Confederation	CONCACAF
FIFA World Ranking Position May 2018	15
Date of qualification	1 September 2017
FIFA World Cup™ Competition Facts	
Participations prior 2018	15 participations
First FIFA World Cup	1930
Best FIFA World Cup achievement	Quarter-finals in 1970, 1986
Matches (win / draw / loss)	53 (14 - 14 - 25)
Goals for / against	57 / 92
Biggest win/best score	4-0 v. El Salvador in 1970
Most capped player	16 caps Rafael MARQUEZ FWC 2002, 2006, 2010, 2014
Top scorer	4 goals Luis HERNANDEZ FWC 1998
Most matches as coach	8 matches Javier AGUIRRE, MEX FWC 2002, 2010

FIFA World Cup Team History		
Year	Host	Participation final achievement Team Coach
1930	URU	Group Stage Juan LUQUE, MEX
1934	ITA	<i>Did not qualify</i>
1938°	FRA	<i>Withdrew from the preliminary competition</i>
1950	BRA	Group stage Octavio VIAL, MEX
1954	SUI	Group Stage Antonio LOPEZ, ESP
1958	SWE	Group Stage Antonio LOPEZ, ESP
1962	CHI	Group stage Ignacio TRELLEZ, MEX
1966	ENG	Group stage Ignacio TRELLEZ, MEX
1970*	MEX	Quarter-finals Raul CARDENAS, MEX
1974	FRG	<i>Did not qualify</i>
1978	ARG	Group stage Jose ROCA, MEX
1982	ESP	<i>Did not qualify</i>
1986*	MEX	Quarter-finals Bora MILUTINOVIC, YUG
1990	ITA	<i>Disqualified</i>
1994	USA	Round of 16 Miguel Mejia BARON, MEX
1998	FRA	Round of 16 Manuel LAPUENTE, MEX
2002	JPN/KOR	Round of 16 Javier AGUIRRE, MEX
2006	GER	Round of 16 Ricardo LA VOLPE, ARG
2010	RSA	Round of 16 Javier AGUIRRE, MEX
2014	BRA	Round of 16 Miguel HERRERA, MEX
2018	RUS	<i>Qualified</i>

° *withdrew from the 1938 preliminary competition without playing a single match*

\* *Qualified automatically as host*

*Disqualified from the 1990 qualifiers as a result of a two-year ban FIFA imposed for falsifying age at a youth championship.*

## Team facts & figures - MEXICO

- ⚽ Mexico are competing in their 16th World Cup, a tally bettered only by Brazil, Germany, Italy and Argentina.
- ⚽ *El Tri* have contested a record 175 World Cup qualifiers and are the only side to have passed the milestone of 400 goals scored in World Cup qualification.
- ⚽ The Mexicans achieved their best placing in the editions which they hosted, reaching the quarter-finals before losing to the eventual runners-up both times, namely Italy in 1970 and Germany FR in 1986. In each of their last six outings since 1994, *El Tri* made it past the opening round only to be eliminated in the Round of 16.
- ⚽ A Mexican scored the first penalty in the World Cup, after Chilean Carlos Vidal and Argentina's Fernando Paternoster had respectively failed to convert the first two spot-kicks awarded in the competition's history. Mexico's Manuel Rosas beat Argentinian goalkeeper Angel Bossio from 12 yards on 19 July 1930 in the 42th minute, although he had a second penalty saved 23 minutes later.
- ⚽ On 11 November 2016, Mexico achieved their first World Cup qualifying victory in the USA for 44 years, winning 2-1 just like they did the previous time in 1972, ahead of Germany 1974.

## Team kits

### Player's kit



### Goalkeeper's kit



## Head Coach FWC2018

OSORIO Juan Carlos, COL				
Date of birth	08/06/1961			
Appearances in FIFA competitions / as coach	MP	Competition	Team	
	5	FIFA Confederations Cup 2017	Mexico	
	15	FWC 2018 Preliminary competition	Mexico	
Appearances in FIFA competitions / as player	MP	Competition	Team	
	No matches			

After a brief playing career spent in Colombia, and a stint in Brazil with SC Internacional, Juan Carlos Osorio began working as an assistant coach in the United States and then joined the backroom staff at Manchester City for several years. He started his career as a head coach at Millonarios in Colombia and after spending two years in the American MLS, he returned to his home country with Once Caldas, winning one league title. Osorio's subsequent adventure in Mexico with Puebla lasted only a few months, after which he returned to Atletico Nacional in Colombia and won three league titles there. In the middle of 2015, Osorio signed to Sao Paulo in Brazil but only served five months before taking charge of Mexico, whom he guided to the 2016 Copa America Centenario, the 2017 Confederations Cup and qualification for Russia.



Photo by Adam Nurkiewicz/Getty Images





## F3 Sweden (SWE)

General Association Facts	
Year Association founded	1904
Year Association affiliated	1904
Confederation	UEFA
FIFA World Ranking Position May 2018	23
Date of qualification	13 November 2017
FIFA World Cup™ Competition Facts	
Participations prior 2018	11 participations
First FIFA World Cup	1934
Best FIFA World Cup achievement	Runners-up in 1958
Matches (win/ draw / loss)	46 (16 – 13 – 17)
Goals for / against	74 / 69
Biggest win/best score	8-0 vs. Cuba in 1938
Most capped player	13 caps Henrik LARSSON FWC 1994, 2002, 2006
Top Scorer	5 goals Kennet ANDERSSON FWC 1994 Henrik LARSSON FWC 1994, 2002, 2006
Most matches as coach	11 matches George RAYNOR, ENG FWC 1950, 1958

FIFA World Cup Team History		
Year	Host	Participation final achievement Team Coach
1930	URU	<i>Did not enter</i>
1934	ITA	Quarter-finals Jozsef NAGY, HUN
1938	FRA	Semi-finals (4 <sup>th</sup> ) Jozsef NAGY, HUN
1950	BRA	3 <sup>rd</sup> Place George RAYNOR, ENG
1954	SUI	<i>Did not qualify</i>
1958	SWE*	Runners-up George RAYNOR, ENG
1962	CHI	<i>Did not qualify</i>
1966	ENG	<i>Did not qualify</i>
1970	MEX	Group stage Orvar BERGMARK, SWE
1974	FRG	Second round Georg ERICSON, SWE
1978	ARG	Group stage Georg ERICSON, SWE
1982	ESP	<i>Did not qualify</i>
1986	MEX	<i>Did not qualify</i>
1990	ITA	Group stage Olle NORDIN, SWE
1994	USA	Semi-finals (3 <sup>rd</sup> ) Tommy SVENSSON, SWE
1998	FRA	<i>Did not qualify</i>
2002	JPN/KOR	Round of 16 Tommy SODERBERG, SWE; Lars LAGERBACK, SWE
2006	GER	Round of 16 Lars LAGERBACK, SWE
2010	RSA	<i>Did not qualify</i>
2014	BRA	<i>Did not qualify</i>
2018	RUS	<i>Qualified</i>

\* Qualified automatically as host

## Team facts & figures – SWEDEN

- Sweden are returning to their World Cup after a 12-year absence and this will be their 12th participation. Their last two title bids ended in the Round of 16, at the hands of Senegal in 2002 and Germany in 2006.
- Sweden are one of two sides to have finished runners-up as tournament hosts. The first was Brazil in 1950, before the Swedes lost the 1958 final 5-2 against the South Americans. The Scandinavians have also finished third on two occasions (1950 and 1994) and secured fourth spot in 1938.
- In each of their last four participations in the World Cup, Sweden have faced a debutant side, accumulating a negative record of one win, one draw and two defeats. Specifically, the *Blågult* lost 2-1 to Costa Rica in 1990, beat Saudi Arabia 3-1 in 1994, suffered another reverse in 2002 against Senegal and drew 0-0 with Trinidad and Tobago in 2006.
- Sweden were involved in the first World Cup qualifying match, overcoming Estonia 6-2 on 11 June 1933 in Stockholm.
- Sweden qualified via a play-off victory over Italy, winning 1-0 at home and drawing the away leg 0-0, which gives the *Blågult* an even record of two wins and two losses in World Cup play-offs. They also reached the 1974 finals after beating Austria 2-1, but lost 2-1 to Switzerland in the 1962 edition and to Portugal in a double-header four years ago (losing 1-0 away and 3-2 at home).

## Team kits

### Player's kit



### Goalkeeper's kit



## Head Coach FWC2018

ANDERSSON Janne, SWE	
Date of birth	29/09/1962
Appearances in FIFA competitions / as coach	MP 12      Competition FWC 2018 Preliminary competition      Team Sweden
Appearances in FIFA competitions / as player	MP      Competition      Team No matches

As a player, Janne Andersson plied his trade in the Swedish lower leagues, playing mainly for Alets, where he also started his coaching career. In the Swedish top flight, he managed Halmstad and Norrköping, clinching the title with the latter team in 2015 after a 26-year wait. Andersson took the reins of Sweden after EURO 2016 and qualified for Russia by edging Italy in the play-off.



*Photo by Nils Petter Nilsson/Ombrello/Getty Images*



## F4 Korea Republic (KOR)

General Association Facts	
Year Association founded	1933
Year Association affiliated	1948
Confederation	AFC
FIFA World Ranking Position May 2018	61
Date of qualification	5 September 2017
FIFA World Cup™ Competition Facts	
Participations before 2018	9 participations
First FIFA World Cup	1954
Best FIFA World Cup achievement	4 <sup>th</sup> in 2002
Matches (win - draw - loss)	31 (5 - 9 - 17)
Goals for / goals against	31 / 67
Biggest win / best score	2-0 v. Poland in 2002 v. Greece in 2010
Most capped player	16 caps HONG Myungbo FWC 1990, 1994, 1998, 2002
Top Scorer	3 goals AHN Jung Hwan FWC 2002, 2006 PARK Ji Sung FWC 2002, 2006, 2010
Most matches as coach	7 matches Guus HIDDINK, NED FWC 2002

FIFA World Cup Team History		
Year	Host	Participation final achievement Team Coach
1930	URU	<i>Not a FIFA member</i>
1934	ITA	<i>Not a FIFA member</i>
1938	FRA	<i>Not a FIFA member</i>
1950	BRA	<i>Did not enter</i>
1954	SUI	Group stage KIM Yong Shik, KOR
1958	SWE	<i>Entry not accepted</i>
1962	CHI	<i>Did not qualify</i>
1966**	ENG	<i>Withdrew from the preliminary competition</i>
1970	MEX	<i>Did not qualify</i>
1974	FRG	<i>Did not qualify</i>
1978	ARG	<i>Did not qualify</i>
1982	ESP	<i>Did not qualify</i>
1986	MEX	Group stage KIM Jung Nam, KOR
1990	ITA	Group stage LEE Hoe Taik, KOR
1994	USA	Group stage KIM Ho, KOR
1998	FRA	Group stage CHA Bum Kun, KOR KIM Pyung Seok, KOR
2002*	JPN/KOR	Semi-finals (4 <sup>th</sup> ) Guus HIDDINK, NED
2006	GER	Group stage Dick ADVOCAT, NED
2010	RSA	Round of 16 HUH Jungmoo, KOR
2014	BRA	Group stage HONG Myungbo, KOR
2018	RUS	<i>Qualified</i>

\* Qualified automatically as co-host

\*\* withdrew from the preliminary competition without playing a single match

## Team facts & figures - KOREA REPUBLIC

- ⚽ No other Asian side can claim as many World Cup participations as Korea Republic, who will be making their tenth appearance at Russia 2018 and their ninth in a row. The *Taeguk Warriors* made their debut in 1954 and have competed in every finals since 1986.
- ⚽ Four of Korea Republic's five wins from 31 matches contested in the World Cup came against European opposition, namely Poland, Portugal and Italy in 2002 and Greece in 2010. The only non-European side they overcame was Togo in 2006.
- ⚽ Korea Republic have played more World Cup qualifiers than any other Asian team, with 135, and their haul of 82 victories is also an AFC record.
- ⚽ The Koreans' fourth-place finish in the 2002 edition was the best placing by an Asian side in World Cup history.
- ⚽ The 8-0 victory over Laos on 3 September 2015 was Korea Republic's second-biggest winning margin in World Cup qualification, eclipsed only by a 9-0 success over Nepal in 1989.

## Team kits

### Player's kit



### Goalkeeper's kit



## Head Coach FWC2018

SHIN Tae Yong, KOR			
Date of birth	11/10/1970		
Appearances in FIFA competitions / as coach	MP	Competition	Team
	4	Olympic Football Tournament 2016	Korea Republic
	4	FIFA U-20 World Cup 2017	Korea Republic
Appearances in FIFA competitions / as player	2	FWC 2018 Preliminary competition	Korea Republic
	MP	Competition	Team
	4	FIFA U-17 World Cup 1987	Korea Republic
	3	Olympic Football Tournament 1992	Korea Republic

Shin Taeyong was a standout player at Ilhwa Chunma (now Seongnam FC) where he spent no fewer than 13 seasons, winning six K-League championships and the AFC Champions League, among other honours. In 2005 he moved to Australia but was forced to retire due to a serious ankle problem. The attack-minded midfielder represented Korea Republic in the 1987 U-17 World Cup (notching four matches and two goals), the Olympic Football Tournament 1992 (three matches) and the 1996 AFC Asian Cup (three matches and one goal). After moving into the dugout, Shin steered his former club Ilhwa Chunma to a league title, the AFC Champions League trophy in 2010 and fourth place in the 2010 FIFA Club World Cup. He later joined the national coaching staff and led his compatriots to the final of the continental U-23 championship, the quarter-finals of the Men's Olympic Tournament Rio 2016 and the Round of 16 of the FIFA U-20 World Cup 2017. In June 2017, Shin was chosen to replace Uli Stielike at the helm of the senior national side for the last two Asian Zone qualifiers.



*Photo by Chung Sung-Jun/Getty Images*



## Group G

Belgium, Panama, Tunisia, England



**G1** Belgium (BEL)

General Association Facts	
Year Association founded	1895
Year Association affiliated	1904
Confederation	UEFA
FIFA World Ranking Position May 2018	3
Date of qualification	3 September 2017
FIFA World Cup™ Competition Facts	
Participations prior 2018	12 participations
First FIFA World Cup	1930
Best FIFA World Cup achievement	4 <sup>th</sup> place in 1986
Matches (win - draw - loss)	41 (14 - 9 - 18)
Goals for / goals against	52 / 66
Biggest win/best score	3-0 v. El Salvador in 1970
Most capped player	17 caps Enzo SCIFO FWC 1986, 1990, 1994, 1998
Top scorer	5 goals Marc WILMOTS FWC 1998, 2002
Most matches as coach	16 matches Guy THYS, BEL FWC 1982, 1986, 1990

FIFA World Cup Team History		
Year	Host	Participation final achievement Team Coach
1930	URU	First round Hector GOETINCK, BEL
1934	ITA	First round Hector GOETINCK, BEL
1938	FRA	First round Jack BUTLER, ENG
1950*	BRA	<i>Withdrew from preliminary competition</i>
1954	SUI	Group stage Doug LIVINGSTONE, SCO
1958	SWE	<i>Did not qualify</i>
1962	CHI	<i>Did not qualify</i>
1966	ENG	<i>Did not qualify</i>
1970	MEX	Group stage Raymond GOETHALS, BEL
1974	FRG	<i>Did not qualify</i>
1978	ARG	<i>Did not qualify</i>
1982	ESP	Second round Guy THYS, BEL
1986	MEX	Semi-finals (4 <sup>th</sup> ) Guy THYS, BEL
1990	ITA	Round of 16 Guy THYS, BEL
1994	USA	Round of 16 Paul VAN HIMST, BEL
1998	FRA	Group Stage Georges LEEKENS, BEL
2002	JPN/KOR	Round of 16 Robert WASEIGE, BEL
2006	GER	<i>Did not qualify</i>
2010	RSA	<i>Did not qualify</i>
2014	BRA	Quarter-finals Marc WILMOTS, BEL
2018	RUS	<i>Qualified</i>

\*withdrew from the 1950 preliminary without playing a single match

## Team facts & figures - BELGIUM

- ⚽ Belgium were the first European side to qualify for the finals (apart from Russia, who qualified automatically as hosts), following their 2-1 victory in Greece on 3 September 2017.
- ⚽ Belgium are one of four teams that competed in the first three editions of the FIFA World Cup™ before the Second World War, along with Brazil, France and Romania.
- ⚽ The Red Devils equalled their biggest winning margin in the 9-0 victory over Gibraltar on 31 August 2017. Previous nine-goal victories include an identical scoreline in a 1994 friendly against Zambia and a 10-1 rout of San Marino in a World Cup qualifier in 2001.
- ⚽ The Belgians hold the tournament record for consecutive draws, with five spanning the 1998 and 2002 editions.
- ⚽ This will be the team's 13th participation at the World Cup finals. Belgium made their tournament debut at the inaugural edition in 1930 and achieved their best placing of fourth at Mexico 1986.

## Team kits

### Player's kit



### Goalkeeper's kit



## Head Coach FWC2018

MARTINEZ Roberto, ESP			
Date of birth	13/07/1973		
Appearances in FIFA competitions / as coach	MP 10	Competition FWC 2018 Preliminary competition	Team Belgium
Appearances in FIFA competitions / as player	MP No matches	Competition	Team

Roberto Martinez built his playing career as a defensive midfielder in England, Wales and Scotland, playing mostly for English club Wigan Athletic, whom he later coached to the FA Cup title in 2013. He also managed Everton for three years, before succeeding Marc Wilmots in charge of Belgium. Under the Spaniard's tutelage, the Red Devils became the first UEFA nation to qualify for Russia 2018, with an unbeaten record. Martinez will be the third foreigner to coach Belgium at a World Cup in this, their 13th campaign, following English tactician Jack Butler in 1938 and Scotsman Doug Livingstone in 1954.



*Photo by David Rogers/Getty Images)*



## G2 Panama (PAN)

General Association Facts	
Year Association founded	1937
Year Association affiliated	1938
Confederation	CONCACAF
FIFA World Ranking Position May 2018	55
Date of qualification	10 October 2017
FIFA World Cup™ Competition Facts	
Participations prior 2018	0 participations
First FIFA World Cup	2018

FIFA World Cup Team History		
Year	Host	Participation final achievement Team Coach
1930	URU	<i>No preliminary competition</i>
1934	ITA	<i>Did not enter</i>
1938	FRA	<i>Did not enter</i>
1950	BRA	<i>Did not enter</i>
1954	SUI	<i>Did not enter</i>
1958	SWE	<i>Did not enter</i>
1962	CHI	<i>Did not enter</i>
1966	ENG	<i>Did not enter</i>
1970	MEX	<i>Did not enter</i>
1974	FRG	<i>Did not enter</i>
1978	ARG	<i>Did not qualify</i>
1982	ESP	<i>Did not qualify</i>
1986	MEX	<i>Did not qualify</i>
1990	ITA	<i>Did not qualify</i>
1994	USA	<i>Did not qualify</i>
1998	FRA	<i>Did not qualify</i>
2002	JPN/KOR	<i>Did not qualify</i>
2006	GER	<i>Did not qualify</i>
2010	RSA	<i>Did not qualify</i>
2014	BRA	<i>Did not qualify</i>
2018	RUS	<i>Qualified</i>

## Team facts & figures – PANAMA

- Along with Iceland, Panama are one of two teams making their World Cup debut. The last of the previous ten CONCACAF representatives to make their tournament bow were Trinidad and Tobago in 2006.
- Since 2003, Panama have qualified for five FIFA U-20 World Cups and two FIFA U-17 World Cups, with the U-17 team posting the best finish by reaching the Round of 16 in 2011.
- The team's historic first qualification was confirmed with a 2-1 home success over Costa Rica on the last day of the final group round. The decisive goal was scored by Roman Torres two minutes from the end.
- Gabriel Torres' opener in the 3-0 win over Trinidad and Tobago on 5 September 2017 was Panama's 100th goal scored in World Cup qualifying.
- With his two strikes en route to Russia 2018, Luis Tejada increased his overall World Cup qualifying haul to 14 goals and becomes Panama's leading scorer in the competition, overtaking Blas Perez who achieved a career total of 12. Tejada is also the first Panamanian to score in four different preliminary campaigns, an exploit achieved by another eight players in the CONCACAF Zone. Within that group, however, only the trio of Russell Latapy (Trinidad and Tobago), Rafael Marquez (Mexico) and Carlos Ruiz (Guatemala) have been on target in five editions.

## Team kits

### Player's kit



### Goalkeeper's kit



## Head Coach FWC2018

GOMEZ Hernan, COL			
Date of birth	03/02/1956		
Appearances in FIFA competitions / as coach	MP	Competition	Team
	3	Olympic Football Tournament 1992	Colombia
	3	FWC 1998	Colombia
	18	FWC 2002 Preliminary competition	Ecuador
	3	FWC 2002	Ecuador
	6	FWC 2006 Preliminary competition	Ecuador
Appearances in FIFA competitions / as player	16	FWC 2018 Preliminary competition	Panama
	MP	Competition	Team
	No matches		

A midfielder with Independiente Medellin and Atletico Nacional, Hernan Gomez started coaching at the latter club as an assistant to Francisco Maturana, besides joining the technical staff of the Colombian national side. Subsequently, Gomez simultaneously became head coach of both club and national team, overseeing the latter in two Copa Americas and the 1998 World Cup. In 1999 he was chosen to helm Ecuador and led them to a historic first participation in the 2002 World Cup. He then entered the Guatemala dugout and later returned to coach a Colombian club, Independiente Santa Fe. Following Colombia's failure to reach the 2010 World Cup, Gomez was invited back into the Colombia hotseat but resigned soon afterwards. After a brief return to his roots at the helm of Independiente Medellin in February 2014, he was chosen to lead the Panamanian national team, culminating in third place in the Gold Cup 2015 and a first qualification for the World Cup.



Photo by Stu Forster/Getty Images



## G3 Tunisia (TUN)

General Association Facts	
Year Association founded	1957
Year Association affiliated	1960
Confederation	CAF
FIFA World Ranking Position May 2018	14
Date of qualification	11 November 2017
FIFA World Cup™ Competition Facts	
Participations prior 2018	4 participations
First FIFA World Cup	1978
Best FIFA World Cup achievement	Group stage in 1978, 1998, 2002, 2006
Matches (win - draw - loss)	12 (1 - 4 - 7)
Goals for / against	8 / 17
Biggest win/best score	3-1 v. Mexico in 1978
Most capped players	8 caps Riadh BOUAZIZI FWC 1998, 2002, 2006 Kais GHODHBANE FWC 1998, 2002, 2006
Top scorer	1 goal 8 players with 1 goal
Most matches as coach	3 matches Abdelmajid CHETALI, TUN FWC 1978 Roger LEMERRE, FRA FWC 2006 Ammar SOUAYAH, TUN FWC 2002

FIFA World Cup Team History		
Year	Host	Participation final achievement Team Coach
1930	URU	<i>Not a FIFA member</i>
1934	ITA	<i>Not a FIFA member</i>
1938	FRA	<i>Not a FIFA member</i>
1950	BRA	<i>Not a FIFA member</i>
1954	SUI	<i>Not a FIFA member</i>
1958	SWE	<i>Not a FIFA member</i>
1962	CHI	<i>Did not qualify</i>
1966	ENG	<i>Withdrew</i>
1970	MEX	<i>Did not qualify</i>
1974	FRG	<i>Did not qualify</i>
1978	ARG	Group stage Abdelmajid CHETALI, TUN
1982	ESP	<i>Did not qualify</i>
1986	MEX	<i>Did not qualify</i>
1990	ITA	<i>Did not qualify</i>
1994	USA	<i>Did not qualify</i>
1998	FRA	Group stage Henryk KASPERCZAK, POL Ali SELMI, TUN
2002	JPN/KOR	Group stage Ammar SOUAYAH, TUN
2006	GER	Group stage Roger LEMERRE, FRA
2010	RSA	<i>Did not qualify</i>
2014	BRA	<i>Did not qualify</i>
2018	RUS	<i>Qualified</i>



## Team facts & figures – TUNISIA

- ⚽ Tunisia are participating in their fifth FIFA World Cup™, 12 years since their last appearance in the Germany 2006 edition.
- ⚽ 2 June 1978 is a historic date for Tunisian and African football, because on that day the Carthage Eagles made their World Cup bow with a 3-1 success over Mexico in Rosario. Not only was that result the Tunisians' only victory in 12 matches played in the competition, it was also the first win by an African side in the global showcase.
- ⚽ With 15 goals netted en route to Russia 2018, Tunisia increased their overall tally in qualifying to 180 and are the all-time top scorers in the African Zone preliminary competition.
- ⚽ The 1-0 victory away to Libya on 11 November 2016 in Algiers was Tunisia's 100th World Cup qualifier. The North Africans are the second team to reach a century of games in the preliminary tournament, behind Morocco.
- ⚽ Of all the qualified teams competing in Russia 2018, Tunisia have the longest active winless streak in the event, with 11 fixtures played since their last World Cup victory. Following their maiden win in the 1978 edition, the Tunisians have collected four draws and seven defeats.

## Team kits

### Player's kit



### Goalkeeper's kit



## Head Coach FWC2018

MAALOUL Nabil, TUN				
Date of birth	25/12/1962			
Appearances in FIFA competitions / as coach	MP	Competition	Team	
	2	FIFA Club World Cup 2011	Espérance Tunis	
	4	FWC 2014 Preliminary competition	Tunisia	
	5	FWC 2018 Preliminary competition	Kuwait	
Appearances in FIFA competitions / as player	4	FWC 2018 Preliminary competition	Tunisia	
	MP	Competition	Team	
	7	FWC 1986 Preliminary competition	Tunisia	
	3	Olympic Football Tournament 1988	Tunisia	
	9	FWC 1990 Preliminary competition	Tunisia	

As a midfielder in his homeland, Nabil Maaloul won everything there was to win with Esperance Tunis, besides playing a couple of seasons in 2.Bundesliga with Hannover 96 and in Saudi Arabia with Al-Ahli. He wore the national team shirt for ten years, including at the Olympic Football Tournament 1988, where he played three matches and netted two of Tunisia's goals.

Early in his coaching career he joined the national coaching set-up, serving as assistant to Roger Lemerre in the triumphant campaign at the 2004 Africa Cup of Nations. Maaloul alternated between club management, including a short assignment in Qatar, and national team coaching jobs. He enjoyed notable success on returning to Esperance Tunis, winning league, cup and CAF Champions League titles, leading to participation in the 2011 Club World Cup. He also guided Kuwait to the Asian Cup 2015 and, in two different stints, coached his home nation Tunisia; the latest assignment started in April 2017 and has brought qualification for Russia 2018.



*Photo by Matthias Hangst/Bongarts/Getty Images*



## G4 England (ENG)

General Association Facts	
Year Association founded	1863
Year Association affiliated	1905
Confederation	UEFA
FIFA World Ranking Position May 2018	13
Date of qualification	5 October 2017
FIFA World Cup™ Competition Facts	
Participations prior 2018	14 participations
First FIFA World Cup	1950
Best FIFA World Cup achievement	Champions in 1966
Matches (win - draw - loss)	62 (26 - 20 - 16)
Goals for / goals against	79 / 56
Biggest win / best score	3-0 v. Denmark in 2002 v. Paraguay in 1986 v. Poland in 1986
Most capped player	17 caps Peter SHILTON FWC 1982, 1986, 1990
Top Scorer	10 goals Gary LINEKER FWC 1986, 1990
Most matches as coach	14 matches Walter WINTERBOTTOM, ENG FWC 1950, 1954, 1958, 1962

FIFA World Cup Team History		
Year	Host	Participation final achievement Team Coach
1930	URU	<i>No preliminary competition</i>
1934	ITA	<i>Did not enter</i>
1938	FRA	<i>Did not enter</i>
1950	BRA	Group stage Walter WINTERBOTTOM, ENG
1954	SUI	Quarter-finals Walter WINTERBOTTOM, ENG
1958	SWE	Group stage Walter WINTERBOTTOM, ENG
1962	CHI	Quarter-finals Walter WINTERBOTTOM, ENG
1966*	ENG	Champions Alf RAMSEY, ENG
1970**	MEX	Quarter-finals Alf RAMSEY, ENG
1974	FRG	<i>Did not qualify</i>
1978	ARG	<i>Did not qualify</i>
1982	ESP	Second round Ron GREENWOOD, ENG
1986	MEX	Quarter-finals Bobby ROBSON, ENG
1990	ITA	Semi-finals (4 <sup>th</sup> ) Bobby ROBSON, ENG
1994	USA	<i>Did not qualify</i>
1998	FRA	Round of 16 Glenn HODDLE, ENG
2002	JPN/KOR	Quarter-finals Sven Goran ERIKSSON, SWE
2006	GER	Quarter-finals Sven Goran ERIKSSON, SWE
2010	RSA	Round of 16 Fabio CAPELLO, ITA
2014	BRA	Group stage Roy HODGSON, ENG
2018	RUS	<i>Qualified</i>

\* Qualified automatically as host

\*\* Qualified as defending champion

## Team facts & figures – ENGLAND (ENG)

- ⚽ England are contesting their 15th World Cup and this campaign equals their record of six consecutive participations, which was set between 1950 and 1970.
- ⚽ Of the eight teams that have won a World Cup, England were the last to make their debut in the competition, kicking off with a 2-0 success against Chile on 25 June 1950. The first of England's 79 goals in the finals was scored by Stan Mortensen.
- ⚽ In the Brazil 2014 tournament, England were eliminated in the group stage without winning any of their matches (one draw and two defeats). The only other time the *Three Lions* had exited the competition without a victory was in the 1958 edition, when they collected three draws and one defeat.
- ⚽ Harry Kane was England's top scorer on the qualifying trail to Russia 2018, with five goals. The forward bagged no fewer than three of those strikes in injury time after 90 minutes, snatching a 2-2 draw with Scotland, sealing a 4-0 over Malta and edging a 1-0 victory over Slovenia.
- ⚽ Besides being England's most experienced player in the World Cup, with 17 appearances, goalkeeper Peter Shilton shares the tournament record of ten clean sheets with French stopper Fabien Barthez.

## Team kits

### Player's kit



### Goalkeeper's kit



## Head Coach FWC2018

SOUTHGATE Gareth, ENG			
Date of birth	03/09/1970		
Appearances in FIFA competitions / as coach	MP 9	Competition FWC 2018 Preliminary competition	Team England
Appearances in FIFA competitions / as player	MP 7	Competition FWC 1998 Preliminary competition	Team England
	2	FWC 1998	England
	2	FWC 2002 Preliminary competition	England
	0	FWC 2002	England

Previously a central defender with a long career in the English top flight at Crystal Palace, Aston Villa and Middlesbrough, Gareth Southgate racked up 57 appearances (and two goals) with the England national team between 1995 and the 2004. He accompanied the Three Lions to two World Cups (in 1998 and again in 2002, though not taking the field in the latter) and two UEFA European Championships (1996 and 2000), reaching the semi-final of the 1996 edition on home soil.

He started his coaching career at Middlesbrough and in 2013 was appointed manager of the national U-21 side. In September 2016, Southgate was promoted to senior team coach, initially in a caretaker capacity and later on a permanent basis.



*Photo by Laurence Griffiths/Getty Images*

## Group H

Poland, Senegal, Colombia, Japan



General Association Facts	
Year Association founded	1919
Year Association affiliated	1923
Confederation	UEFA
FIFA World Ranking Position May 2018	10
Date of qualification	8 October 2017
FIFA World Cup™ Competition Facts	
Participations before 2018	7 participations
First FIFA World Cup	1938
Best achievement	3 <sup>rd</sup> place in 1974, 1982
Matches (win/ draw / loss)	31 (15 - 5 - 11)
Goals for / against	44 / 40
Biggest win/best score	7-0 v. Haiti in 1974
Most capped player	21 caps Władysław ŻMUDA FWC 1974, 1978, 1982, 1986
Top Scorer	10 goals Grzegorz LATO FWC 1974, 1978, 1982
Most matches as coach	11 matches Antoni PIECHNICZEK, POL FWC 1982, 1986

FIFA World Cup Team History		
Year	Host	Participation final achievement Team Coach
1930	URU	<i>No qualifying tournament</i>
1934	ITA	<i>Withdrew</i>
1938	FRA	1 <sup>st</sup> round Jozef KALUZA, POL
1950	BRA	<i>Did not enter</i>
1954	SUI	<i>Did not enter</i>
1958	SWE	<i>Did not qualify</i>
1962	CHI	<i>Did not qualify</i>
1966	ENG	<i>Did not qualify</i>
1970	MEX	<i>Did not qualify</i>
1974	FRG	Third place Kazimierz GORSKI, POL
1978	ARG	2 <sup>nd</sup> round Jacek GMOCH, POL
1982	ESP	Third place Antoni PIECHNICZEK, POL
1986	MEX	Round of 16 Antoni PIECHNICZEK, POL
1990	ITA	<i>Did not qualify</i>
1994	USA	<i>Did not qualify</i>
1998	FRA	<i>Did not qualify</i>
2002	JPN/KOR	Group stage Jerzy ENGEL, POL
2006	GER	Group stage Paweł JANAS, POL
2010	RSA	<i>Did not qualify</i>
2014	BRA	<i>Did not qualify</i>
2018	RUS	<i>Qualified</i>

## Team facts & figures – POLAND

- ⚽ Poland are appearing in their eighth global showpiece, 12 years since their last participation in Germany 2006.
- ⚽ Poland's most successful spell in the World Cup was undoubtedly between the 1974 and 1982 editions, when they finished third in two out of three campaigns (1974 and 1982) and reached the second round in 1978. In these three editions, the White and Reds played the joint-most games (20, the same as Germany FR) and notched the most wins (12).
- ⚽ In both of their last two participations, Poland faced the host team (Korea Republic in 2002 and Germany in 2006) and failed to make it past the group round, mustering a total of two wins. Both of those successes came against CONCACAF opposition, namely USA (3-1) in 2002 and Costa Rica (2-1) in 2006.
- ⚽ With 16 goals on the trail to Russia 2018, Robert Lewandowski broke the record for the most goals scored in a single European Zone qualifying campaign, surpassing Predrag Mijatovic's previous benchmark of 14 for Yugoslavia ahead of France 1998.
- ⚽ Grzegorz Lato, top scorer in the 1974 edition with seven goals, is one of 13 players to have bagged at least ten goals in the World Cup finals. The Polish winger became the seventh in chronological order to reach double figures when he hit his tenth and last goal in 1982, during the 5-1 victory over Peru.

## Team kits

### Player's kit



### Goalkeeper's kit





## Head Coach FWC2018

NAWALKA Adam, POL			
Date of birth	23/10/1957		
Appearances in FIFA competitions / as coach	MP 10	Competition FWC 2018 Preliminary competition	Team Poland
Appearances in FIFA competitions / as player	MP 1 5	Competition FWC 1978 Preliminary competition FWC 1978	Team Poland Poland

The former midfielder played in his homeland with Wisla Krakow, winning one national league title. Nawalka also earned 34 caps for his country, including five matches in the 1978 World Cup.

As a tactician, the Pole has accumulated experience with different teams, first as an assistant and later as head coach. He has had two managerial stints with the national side, initially as assistant to Leo Beenhakker in 2007-08 and as head coach since 2013. At EURO 2016, Nawalka led Poland to the quarter-finals, where they lost on penalties to the eventual champions Portugal.



*Photo by Andrew Halseid-Budd/Getty Images*



## H2 Senegal (SEN)

General Association Facts	
Year Association founded	1960
Year Association affiliated	1964
Confederation	CAF
FIFA World Ranking Position May 2018	28
Date of qualification	10 November 2017
FIFA World Cup™ Competition Facts	
Participations prior 2018	1 participation
First FIFA World Cup	2002
Best FIFA World Cup achievement	Quarter-finals in 2002
Matches (win - draw - loss)	5 (2 - 2 - 1)
Goals for / against	7 / 6
Biggest win/best score	2-1 v. Sweden in 2002 1-0 v. France in 2002
Most capped players	5 caps 7 players with 5 caps
Top scorer	3 goals Bouba DIOP FWC 2002
Most matches as coach	5 matches Bruno METSU, FRA FWC 2002

FIFA World Cup Team History		
Year	Host	Participation final achievement Team Coach
1930	URU	<i>Not a FIFA member</i>
1934	ITA	<i>Not a FIFA member</i>
1938	FRA	<i>Not a FIFA member</i>
1950	BRA	<i>Not a FIFA member</i>
1954	SUI	<i>Not a FIFA member</i>
1958	SWE	<i>Not a FIFA member</i>
1962	CHI	<i>Not a FIFA member</i>
1966	ENG	<i>Withdrew</i>
1970	MEX	<i>Did not qualify</i>
1974	FRG	<i>Did not qualify</i>
1978	ARG	<i>Did not qualify</i>
1982	ESP	<i>Did not qualify</i>
1986	MEX	<i>Did not qualify</i>
1990	ITA	<i>Did not enter</i>
1994	USA	<i>Did not qualify</i>
1998	FRA	<i>Did not qualify</i>
2002	JPN/KOR	Quarter-finals Bruno METSU, FRA
2006	GER	<i>Did not qualify</i>
2010	RSA	<i>Did not qualify</i>
2014	BRA	<i>Did not qualify</i>
2018	RUS	<i>Qualified</i>

## Team facts & figures - SENEGAL

- Senegal are taking part in their second FIFA World Cup™, following Korea/Japan 2002, where they reached the quarter-finals. In that debut campaign, Senegal equalled the best finish by an African side in the competition's history, which was previously achieved by Cameroon in 1990 and Ghana in 2010.
- Senegal are the only team to have been involved in two World Cup matches decided by a golden goal. The West Africans won their Round of 16 duel with Sweden 2-1 thanks to Henri Camara's strike in the 104th minute, before exiting in the quarter-finals at the hands of Turkey, with Ilhan Mansiz netting the game's only goal on 94 minutes.
- In the group round of their debut campaign, Senegal defeated reigning champions France in their maiden match and drew their third game 3-3 against former champions Uruguay, after having led 3-0 at half-time.
- In the 2018 preliminary tournament, Senegal went through the competition unbeaten for the first time in 12 participations.
- Senegal's unbeaten home record in World Cup qualifying stretches back 19 matches. *The Lions of Teranga* were last beaten at home on 17 July 1993, when they lost 3-1 to Morocco.

## Team kits

### Player's kit



### Goalkeeper's kit



## Head Coach FWC2018

CISSE Aliou, SEN			
Date of birth	24/03/1976		
Appearances in FIFA competitions / as coach	MP 9	Competition FWC 2018 Preliminary competition	Team Senegal
Appearances in FIFA competitions / as player	MP 6	Competition FWC 2002 Preliminary competition	Team Senegal
	4	FWC 2002	Senegal
	2	FWC 2006 Preliminary competition	Senegal

Defensive midfielder Cisse cut his teeth in the game in France, making his Ligue 1 debut with Lille, before moving on to Sedan, Paris Saint-Germain and Montpellier. After the 2002 World Cup, Cisse moved to the Premier League, first with Birmingham and then Portsmouth, before returning to France and closing out his career with Sedan and Nimes. In the 2002 World Cup he captained a Senegal side that surprised many by reaching the quarter-finals. At the start of that year he also took part in the Africa Cup of Nations, where the Lions of Teranga lost the final on penalties to Cameroon. Cisse returned to Africa's showpiece tournament in 2004, reaching the last eight.

After hanging up his boots, Cisse joined the national coaching set-up. In 2015 he took over from Alain Giresse at the helm of the Senegalese national side, which he led to the quarter-finals of the Africa Cup of Nations before losing another penalty shoot-out to Cameroon.



*Photo by Dan Mullan/Getty Images)*



### H3 Colombia (COL)

General Association Facts	
Year Association founded	1924
Year Association affiliated	1936
Confederation	CONMEBOL
FIFA World Ranking Position May 2018	16
Date of qualification	10 October 2017
FIFA World Cup™ Competition Facts	
Participations prior 2018	5 participations
First FIFA World Cup	1962
Best FIFA World Cup achievement	Quarter-finals in 2014
Matches (win - draw - loss)	18 (7 - 2 - 9)
Goals for / against	26 / 27
Biggest win/best score	4-1 v. Japan in 2014 3-0 v. Greece in 2014
Most capped player	10 caps Carlos VALDERRAMA Freddy RINCON FWC 1990, 1994, 1998
Top Scorer	6 goals James RODRIGUEZ FWC 2014
Most matches as coach	7 matches Francisco MATURANA, COL FWC 1990, 1994

FIFA World Cup Team History		
Year	Host	Participation final achievement Team Coach
1930	URU	<i>No preliminary competition</i>
1934	ITA	<i>Did not enter</i>
1938*	FRA	<i>Withdrew from the preliminary competition</i>
1950	BRA	<i>Did not enter</i>
1954	SUI	<i>Entry not allowed</i>
1958	SWE	<i>Did not qualify</i>
1962	CHI	Group stage Adolfo PEDERNEIRA, ARG
1966	ENG	<i>Did not qualify</i>
1970	MEX	<i>Did not qualify</i>
1974	FRG	<i>Did not qualify</i>
1978	ARG	<i>Did not qualify</i>
1982	ESP	<i>Did not qualify</i>
1986	MEX	<i>Did not qualify</i>
1990	ITA	Round of 16 Francisco MATURANA, COL
1994	USA	Group stage Francisco MATURANA, COL
1998	FRA	Group stage Hernan GOMEZ, COL
2002	JPN/KOR	<i>Did not qualify</i>
2006	GER	<i>Did not qualify</i>
2010	RSA	<i>Did not qualify</i>
2014	BRA	Quarter-finals Jose PEKERMAN, ARG
2018	RUS	<i>Qualified</i>

\*Withdrew from the 1938 qualifiers without playing a single match

## Team facts & figures – COLOMBIA

- ⚽ This is Colombia's sixth participation in the finals of the FIFA World Cup™. They achieved their best placing during the last campaign in Brazil 2014, reaching the quarter-finals where they were eliminated by the host team.
- ⚽ *Los Cafeteros* have collected only two draws from 18 matches contested in the World Cup and both came against European sides. A 4-4 draw in 1962 against Soviet Union was followed by a 1-1 stalemate in 1990 against the eventual champions Germany FR.
- ⚽ James Rodriguez bagged six goals in Brazil 2014, making him the tournament's top marksman and the first Colombian to claim this honour.
- ⚽ Ten of the 26 goals scored by Colombia in the World Cup were netted in the last 15 minutes of play.
- ⚽ Radamel Falcao, Teofilo Gutierrez and Macnelly Torres all found the net on the road to Russia 2018, thereby equalling the record set by Ivan Valenciano who, until this latest preliminary tournament, was the only Colombian to have scored in three different World Cup qualifying campaigns.

## Team kits

### Player's kit



### Goalkeeper's kit



## Head Coach FWC2018

PEKERMÁN Jose, ARG			
Date of birth	03/09/1949		
Appearances in FIFA competitions / as coach	MP	Competition	Team
	6	FIFA U-20 World Cup 1995	Argentina
	6	FIFA U-17 World Cup 1995	Argentina
	7	FIFA U-20 World Cup 1997	Argentina
	4	FIFA U-17 World Cup 1997	Argentina
	4	FIFA U-20 World Cup 1999	Argentina
	7	FIFA U-20 World Cup 2001	Argentina
	10	FWC 2006 Preliminary competition	Argentina
	5	FIFA Confederations Cup 2005	Argentina
	5	FWC 2006	Argentina
	13	FWC 2014 Preliminary competition	Colombia
	5	FWC 2014	Colombia
	18	FWC 2018 Preliminary competition	Colombia
Appearances in FIFA competitions / as player	MP	Competition	Team
	No matches		

Jose Pekerman was a midfielder with Argentinos Juniors and Independiente de Medellin until a knee injury curtailed his playing career at the age of 28.

The Argentinian then learned his coaching craft in charge of youth teams at club level, before taking over the Argentina U-20 side and guiding them to three FIFA U-20 World Cup titles and two South American continental crowns. He also guided Argentina U-17s to a third-place finish in the FIFA U-17 World Cup. In 2004, Pekerman was chosen to oversee the senior national team and took them to the 2006 World Cup before announcing his resignation after they exited on penalties against Germany in the quarter-finals. Following two brief stints in Mexico, Pekerman was named head coach of Colombia in 2012 and steered them to the 2014 World Cup, where *Los Cafeteros* did their best performance ever in the tournament, losing in the quarter-finals to Brazil. Another last-eight elimination followed in the Copa America 2015, against Argentina on penalties. Thanks to Colombia's qualification for Russia 2018, Pekerman will be appearing in his third World Cup and second in a row.



Photo by Aurelien Meunier/Getty Images



## H4 Japan (JPN)

General Association Facts	
Year Association founded	1921
Year Association affiliated	1929
Confederation	AFC
FIFA World Ranking Position May 2018	60
Date of qualification	31 August 2017
FIFA World Cup™ Competition Facts	
Participations before 2018	5 participations
First FIFA World Cup	1998
Best FIFA World Cup achievement	Round of 16 in 2002, 2010
Matches (win - draw - loss)	17 (4 - 4 - 9)
Goals for / goals against	14 / 22
Biggest win / best score	2-0 v. Tunisia in 2002 3-1 v. Denmark in 2010
Most capped player	10 caps Hidetoshi NAKATA FWC 1998, 2002, 2006
Top Scorer	3 goals Keisuke HONDA FWC 2010, 2014
Most matches as coach	7 matches Takeshi OKADA, JPN FWC 1998, 2010

FIFA World Cup Team History		
Year Host	Participation final achievement	Team Coach
1930 URU	<i>No preliminary competition</i>	
1934 ITA	<i>Did not enter</i>	
1938° FRA	<i>Withdrew from the preliminary competition</i>	
1950 BRA	<i>Did not enter</i>	
1954 SUI	<i>Did not qualify</i>	
1958 SWE	<i>Did not enter</i>	
1962 CHI	<i>Did not qualify</i>	
1966 ENG	<i>Did not enter</i>	
1970 MEX	<i>Did not qualify</i>	
1974 FRG	<i>Did not qualify</i>	
1978 ARG	<i>Did not qualify</i>	
1982 ESP	<i>Did not qualify</i>	
1986 MEX	<i>Did not qualify</i>	
1990 ITA	<i>Did not qualify</i>	
1994 USA	<i>Did not qualify</i>	
1998 FRA	Group stage	Takeshi OKADA, JPN
2002* JPN/KOR	Round of 16	Philippe TROUSSIER, FRA
2006 GER	Group stage	ZICO, BRA
2010 RSA	Round of 16	Takeshi OKADA, JPN
2014 BRA	Group stage	Alberto ZACCHERONI, ITA
2018-RUS	Qualified	

° Withdrew from the 1938 preliminary competition without playing a single match

\* Qualified automatically as co-host

## Team facts & figures – JAPAN

- Japan are attending their sixth World Cup and have appeared in every edition since 1998.
- Since 3 June 2012, Japan have played every one of their World Cup home qualifiers in Saitama. However, during this campaign the Samurai Blue recorded their first qualifying defeat at the Saitama Stadium 2002, against United Arab Emirates on 1 September 2016.
- Japan have got beyond the group stage twice, only to be eliminated in the Round of 16 on both occasions, by Turkey in 2002 and on penalties against Paraguay in 2010.
- In their two previous World Cup campaigns on European soil, Japan failed to record a win, mustering only a draw and five defeats in six games played. Their only positive result was a 0-0 draw with Croatia in 2006.
- The Japanese collected the most wins of any Asian team on the trail to Russia 2018, with 13 out of a possible 18. Their other fixtures yielded three draws and two defeats.

## Team kits

### Player's kit



### Goalkeeper's kit



## Head Coach FWC2018

NISHINO Akira, JPN			
Date of birth	07/04/1955		
Appearances in FIFA competitions / as coach	MP	Competition	Team
	3	FIFA Club World Cup 2008	Gamba Osaka (JPN)
Appearances in FIFA competitions / as player	3	Olympic Football Tournament 1996	Japan
	MP	Competition	Team
	4	FWC 1978 Preliminary competition	Japan

The former midfielder spent his entire playing career with Hitachi Reysol (since renamed Kashiwa Reysol). He also made 12 national team appearances (including in four FIFA World Cup™ qualifiers) between 1977, the year he made his debut against Israel, and 1978, when he netted his only international goal against Malaysia.

After hanging up his boots, Nishino became a Japan Football Association coach in charge of the country's youth teams. He participated in the Olympic Football Tournament 1996, where his charges secured the first – and, to date, only – victory over Brazil by a Japanese team. In 1998 he switched to club management, successively coaching Kashiwa Reysol, Gamba Osaka, Vissel Kobe and Nagoya Grampus. He enjoyed a particularly successful tenure in charge of Gamba Osaka, whom he led to six trophies including one league championship, one national cup and, most importantly, the AFC Champions League title in 2008, which qualified them for the FIFA Club World Cup, in which they finished third. In March 2016, Nishino returned to work with the Japanese FA as technical director, before being named head coach of the senior national side on 9 April this year, replacing Bosnian tactician Vahid Halilhodzic.



Photo by Koji Watanabe/Getty Images)

## Final competition format for the 2018 FIFA World Cup™

2018 FIFA World Cup Russia™
32 finalists
Host automatically qualified (Russia)
31 teams qualify by preliminary competition
<b>Group Stage</b> <ul style="list-style-type: none"> <li>○ Eight groups of four teams</li> <li>○ Teams finishing first and second in each group shall qualify for the round of sixteen</li> <li>○ The last two matches in each group shall have simultaneous kick-off times</li> </ul>
<b>Round of 16</b> <ul style="list-style-type: none"> <li>○ Knock-out stage</li> <li>○ Winners proceed to quarter-finals</li> <li>○ In a case of a draw after 90 minutes, of two periods of 15 minutes each will be played.</li> <li>○ If the score is level after extra time, penalty kicks will be taken to determine the winner</li> </ul>
<b>Quarter-finals</b> <ul style="list-style-type: none"> <li>○ Knock-out stage, winners proceed to semi-finals</li> <li>○ In a case of a draw after 90 minutes, of two periods of 15 minutes each will be played</li> <li>○ If the score is level after extra time, penalty kicks will be taken to determine the winner</li> </ul>
<b>Semi-finals</b> <ul style="list-style-type: none"> <li>○ Knock-out stage</li> <li>○ Winners qualify for the final, the losers will contest the play-off for third place</li> <li>○ In a case of a draw after 90 minutes, of two periods of 15 minutes each will be played</li> <li>○ If the score is level after extra time, penalty kicks will be taken to determine the winner</li> </ul>
<b>Third-place play-off</b> <ul style="list-style-type: none"> <li>○ In a case of a draw after 90 minutes, of two periods of 15 minutes each will be played</li> <li>○ If the score is level after extra time, penalty kicks will be taken to determine the winner</li> </ul>
<b>Final</b> <ul style="list-style-type: none"> <li>○ In a case of a draw after 90 minutes, of two periods of 15 minutes each will be played</li> <li>○ If the score is level after extra time, penalty kicks will be taken to determine the winner</li> </ul>

➤ The complete regulations for the 2018 FIFA World Cup Russia™ are available on our [website](#)

## Positioning of the participating teams of the 2018 FIFA World Cup™

Team	Confederation	Part.	MP	W	D	L	GF	GA	FWC 1930	FWC 1934	FWC 1938	FWC 1950	FWC 1954	FWC 1958	FWC 1962	FWC 1966	FWC 1970	FWC 1974	FWC 1978	FWC 1982	FWC 1986	FWC 1990	FWC 1994	FWC 1998	FWC 2002	FWC 2006	FWC 2010	FWC 2014
Argentina	CONMEBOL	16	77	42	14	21	131	84	2	GS				GS	GS	QF		SR	1	SR	1	2	R16	QF	GS	QF	QF	2
Australia	AFC (-2006 OFC)	4	13	2	3	8	11	26										GS								R16	GS	GS
Belgium	UEFA	12	41	14	9	18	52	66	GS	GS	GS		GS				GS			SR	4	R16	R16	GS	R16			QF
Brazil	CONMEBOL	20	104	70	17	17	221	102	GS	GS	3	2	QF	1	1	GS	1	4	3	SR	QF	R16	1	2	1	QF	QF	4
Colombia	CONMEBOL	5	18	7	2	9	26	27							GS							R16	GS	GS				QF
Costa Rica	CONCACAF	4	15	5	4	6	17	23														R16			GS	GS		QF
Croatia	UEFA	4	16	7	2	7	21	17																3	GS	GS		GS
Denmark	UEFA	4	16	8	2	6	27	24													R16			QF	R16		GS	
Egypt	CAF	2	4	0	2	2	3	6		GS												GS						
England	UEFA	14	62	26	20	16	79	56				GS	QF	GS	QF	1	QF			SR	QF	4		R16	QF	QF	R16	GS
France	UEFA	14	59	28	12	19	106	71	GS	GS	QF		GS	3		GS			GS	4	3			1	GS	2	GS	QF
Germany (incl. FRG)	UEFA	18	106	66	20	20	224	121		3	GS		1	4	QF	2	3	1	SR	2	2	1	QF	QF	2	3	3	1
IR Iran	AFC	4	12	1	3	8	7	22											GS					GS		GS		GS
Japan	AFC	5	17	4	4	9	14	22																GS	R16	GS	R16	GS
Korea Republic	AFC	9	31	5	9	17	31	67					GS								GS	GS	GS	GS	4	GS	R16	GS
Mexico	CONCACAF	15	53	14	14	25	57	92	GS			GS	GS	GS	GS	GS	QF		GS		QF		R16	R16	R16	R16	R16	R16
Morocco	CAF	4	13	2	4	7	12	18									GS				R16		GS	GS				
Nigeria	CAF	5	18	5	3	10	20	26															R16	R16	GS		GS	R16
Peru	CONMEBOL	4	15	4	3	8	19	31	GS								QF		SR	GS								
Poland	UEFA	7	31	15	5	11	44	40			GS							3	SR	3	R16				GS	GS		
Portugal	UEFA	6	26	13	4	9	43	29							3						GS				GS	4	R16	GS
Russia (incl. URS)	UEFA	10	40	17	8	15	66	47						QF	QF	4	QF			SR	R16	GS	GS		GS			GS
Saudi Arabia	AFC	4	13	2	2	9	9	32															R16	GS	GS	GS		
Senegal	CAF	1	5	2	2	1	7	6																	QF			
Serbia (incl. YUG/SCG)	UEFA	11	43	17	8	18	64	59	4			GS	QF	QF	4			SR		GS		QF		R16		GS	GS	
Spain	UEFA	14	59	29	12	18	92	66		QF		4			GS	GS			GS	SR	QF	R16	QF	GS	QF	R16	1	GS
Sweden	UEFA	11	46	16	13	17	74	69		QF	4	3		2			GS	SR	GS			GS	3		R16	R16		
Switzerland	UEFA	10	33	11	6	16	45	59		QF	QF	GS	QF		GS	GS							R16			R16	GS	R16
Tunisia	CAF	4	12	1	4	7	8	17											GS					GS	GS	GS		
Uruguay	CONMEBOL	12	51	20	12	19	80	71	1			1	4		GS	QF	4	GS			R16	R16			GS		4	R16

(GS-Group stage/first round, SR-Second round, R16-Round of 16, QF-Quarterfinals)

## Newcomers - Overview since 1930

Year	#	Newcomers	Best newcomer	Stage reached
2018	2	Iceland, Panama		
2014	1	Bosnia-Herzegovina	Bosnia-Herzegovina	group stage
2010	1	Slovakia*	Slovakia	round of 16
2006	6	Angola, Côte d'Ivoire, Ghana, Togo, Trinidad and Tobago, Ukraine	Ukraine	quarter-finals
2002	4	China PR, Ecuador, Senegal, Slovenia	Senegal	quarter-finals
1998	4	Croatia, Jamaica, Japan, South Africa	Croatia	third place
1994	3	Greece, Saudi Arabia, Nigeria	Saudi Arabia, Nigeria	round of 16
1990	3	Costa Rica, Republic of Ireland, United Arab Emirates	Republic of Ireland	quarter-finals
1986	3	Canada, Denmark, Iraq	Denmark	round of 16
1982	5	Algeria, Cameroon, Honduras, Kuwait, New Zealand	Algeria, Cameroon	3rd of 4 in group stage
1978	2	Iran, Tunisia	Tunisia	3rd of 4 in group stage
1974	4	Australia, German DR, Haiti, Zaire	German DR	3rd of 4 in second round
1970	3	El Salvador, Israel, Morocco	All	4th of 4 in group stage
1966	2	Portugal, Korea DPR	Portugal	third place
1962	2	Bulgaria, Columbia	All	4th of 4 in group stage
1958	3	Northern Ireland, Soviet Union, Wales	All	quarter-finals
1954	3	Korea Republic, Scotland, Turkey	Turkey	group stage play-off
1950	1	England	England	2nd of 4 in group stage
1938	4	Cuba, Dutch East Indies, Norway, Poland	Cuba	quarter-finals
1934	10	Austria, Egypt, Spain, Germany, Hungary, Italy, Netherlands, Switzerland, Sweden, Czechoslovakia	Italy	winners
1930	all	Argentina, Belgium, Bolivia, Brazil, Chile, France, Mexico, Paraguay, Peru, Romania, Uruguay, USA, Yugoslavia	–	–

\* The former Czechoslovakia played in eight FIFA World Cups and were runners-up in 1934 and 1962